

LUMEN
CENTER
ITALIA

THE EXCELLENCE OF LIGHTING DESIGN SINCE 1976



MADE IN ITALY

Dal 1976 LUMEN CENTER ITALIA è un grande laboratorio di ricerca, design e produzione di apparecchi per l'illuminazione. La sua vocazione per il design contemporaneo ed il suo orientamento verso i mercati internazionali hanno origini lontane: l'azienda nasce come LUMEN CENTER FRANCE a La Fare-les-Oliviers, con la collezione di lampade di importanti designer francesi. Divenuta LUMEN CENTER ITALIA rafforza il proprio core business valorizzando l'artigianalità e la cura del prodotto, cresce e si espande fino alla creazione di articoli per l'illuminazione tecnica.

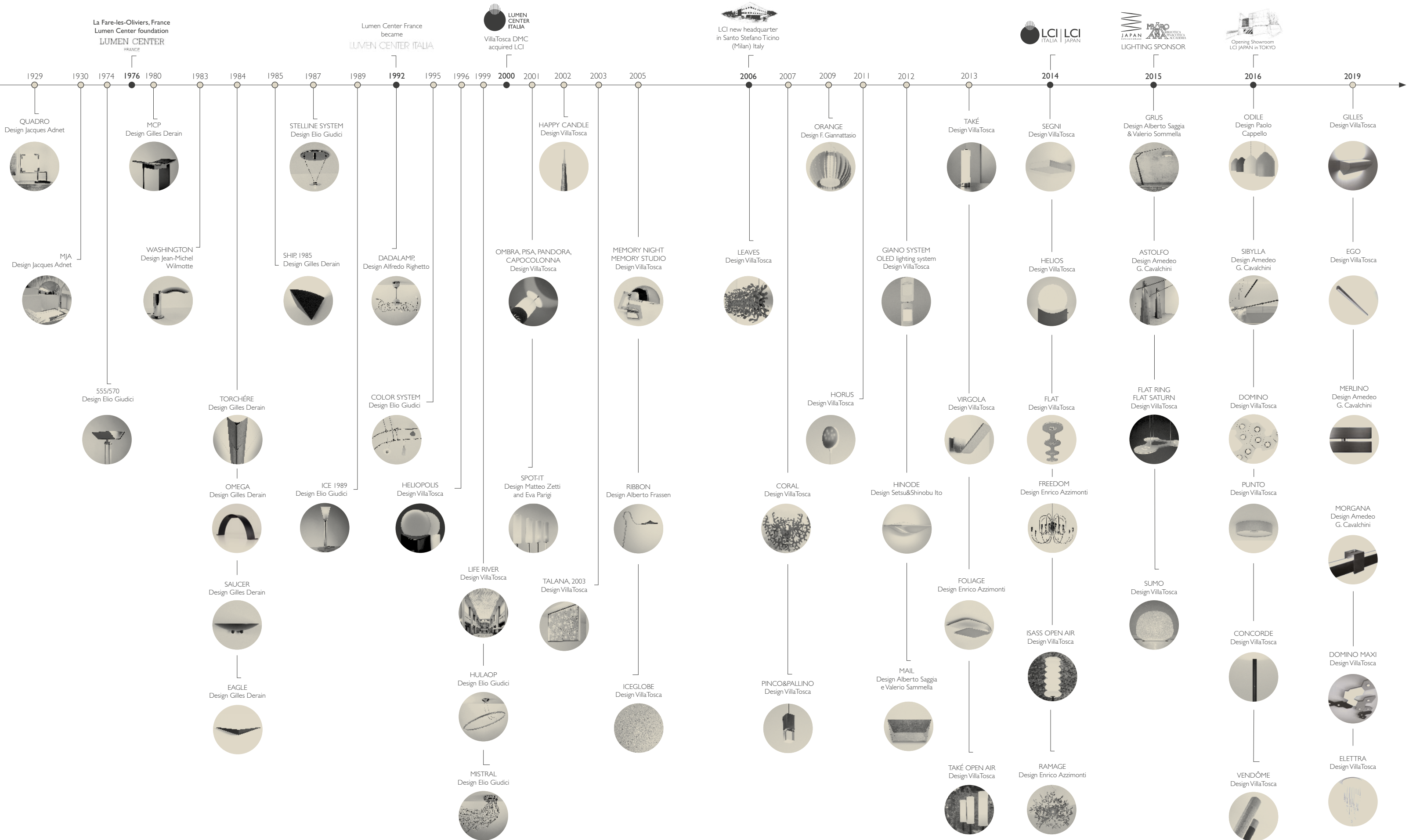
Da sempre attenta alla qualità, oggi LCI indaga la relazione "illuminazione-design" pensata per accompagnare nel modo più confortevole i diversi momenti della quotidianità.

Since 1976 LUMEN CENTER ITALIA is a big laboratory of research, design and production of light fittings. Its vocation for contemporary design and its international markets orientations has faraway origins: the company was born as LUMEN CENTER FRANCE in La Fare-les-Oliviers, with an important lighting collection of French designers. It becomes later LUMEN CENTER ITALIA strengthening its core business by enhancing the craftsmanship and care of the product, growing and expanding up to the creation of articles for technical lighting.

Always attentive to quality, today LCI investigates the relationship of design lighting products designed to accompany the different moments of everyday life in the most comfortable way.

MILESTONES

LUMEN CENTER ITALIA



DESIGNER

lumencenteritalia.com



ALBERTO SAGGIA / VALERIO SOMMELLA
albertosaggia.com / sommella.com



AMEDEO G. CAVALCHINI
studiocavalchini.com



BERNARD BROUSSE
bernardbrousse.com




ENRICO AZZIMONTI
enricoazzimonti.it



FRANCESCO GIANNATTASIO
francescogiannattasio.it



FRANCESCO MURANO
francescomurano.it



GILLES DERAÏN




JACQUES ADNET



JAMO ASSOCIATES
jamo.jp



JEAN-MICHEL WILMOTTE
wilmotte.com



LINE INC.
line-inc.co.jp



MARIO MAZZER
mariomazzer.it




NAKATA DESIGN



PAOLO CAPPELLO
paolocappello.com



SETSU&SHINOBU ITO
studioito.com



VILLATOSCA
dmvillatosca.it

INDEX

CONTEMPORARY & CLASSIC COLLECTIONS

A

ASTOLFO	24
ASTOLFO HT	26

B

BLUM LED (CLASSIC)	28
BRAC I	32
BRAC 4	32
BRAC 6	32
BRAC 10	32
BRICK QUADRO I	34
BRICK QUADRO 4	34
BRICK RETTO 2	34
BRICK RETTO 4	34

C

CONCORDE	46
CONFIGURATOR (Brac Brick Domino)	42
CORAL	50
CORAL P	50

D

DOMINO	38
DOMINO ZERO	38
DOMINO MAXI	40
DOMINO MAXI ZERO	40

E

EAGLE LED (CLASSIC)	56
ELETTRA 20	62

ELETTRA 40	62
EGO 11	60
EGO 12	60
EGO L	60
EGO XL	60
EGO XX L	60

F

FLAT 04	66
FLAT 05	66
FLAT 06	66
FLAT RING 3	68
FLAT RING 6	68
FLAT RING 12	68
FLAT SATURN 1	70
FLAT SATURN 2	70
FLAT SATURN 3	70
FOLIAGE	72
FOLIAGE P	72
FULLMOON 20	74
FULLMOON 30	74
FULLMOON 45	74
FULLMOON 60	74

G

GILLES	80
GILLES L	80
GILLES S	80
GRUS	84

H

HINODE LED	86
------------------	----

I

ICEGLOBE 21	94
ICEGLOBE 21L	94
ICEGLOBE MINI 02	96
ICEGLOBE MINI 21	96
ICEGLOBE MINI S	96
ICEGLOBE S	90
ICEGLOBE LS	90
ICEGLOBE MAXI S	90
ICEGLOBE GIANT S	90
ICEGLOBE SEMI MAXI	92
ICEGLOBE SEMI GIANT	92
ICELIGHT 20	100
ICELIGHT 30	100
ICELIGHT 45	100
ICELIGHT 60	100
ICELIGHT 60 SEMI	100
ICELIGHT PENDANT 3/5	101

L

LEAVES S	104
LEAVES 21	104

M

MAIL	110
MAIL S	110
MAIL L	112

S

MCP LED (CLASSIC)	114
MERLINO S	120
MERLINO M	120
MJA LIM.ED (CLASSIC)	122
MIDILEAVES	106
MINI CORAL A	54
MINI CORAL P	54
MINI CORAL S	54
MORGANA S	118
MORGANA M	118
MORGANA L	118

O

ODILE LETTURA	126
ODILE PARETE	126
ODILE PENDANT 3	130
ODILE PENDANT 5	130
ODILE TERRA	126
ODILE S	128
ODILE M	128
OUTLINE	132

P

PALLINO	134
PUNTO	136
PUNTO P	136

Q

QUADRO LED VII (CLASSIC)	140
--------------------------------	-----

SELENE 20	60
SELENE 30	60
SELENE 45	60
SELENE 60	60
SIBYLLA BT S	142
SIBYLLA BT M	142
SIBYLLA BT L	142
SUMO 02	148
SUMO 21	146
SUMO S	144
SUMO M	144
SUMO M02	148
SUMO M21	146
SUMO L	144
SUMO L02	148
SUMO L21	146
SUMO X	144
SUMO X02	148
SUPERCORAL 8L	52
SUPERCORAL 16L	52
SUPERLEAVES	106

T

TAKÉ OPEN AIR 03	158
TAKÉ OPEN AIR 10	158
TAKÉ OPEN AIR 11	158
TAKÉ OPEN AIR 21	158
TAKÉ PLUS BT 04	154
TAKÉ PLUS BT 05	154

TAKÉ PLUS BT 06	154
TAKÉ PLUS BT S&P 04	156
TAKÉ PLUS BT S&P 05	156
TAKÉ PLUS BT S&P 06	156
TAKÉ PLUS S3	152
TAKÉ PLUS S4	152
TAKÉ PLUS S5	152
TAKÉ PLUS S6	152
TORCHÈRE LED (CLASSIC)	160
TRYLON LED (CLASSIC)	162

V

VENDOME	164
VICTORY LED (CLASSIC)	166

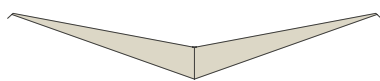
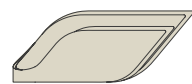
W

WASHINGTON LED (CLASSIC)	168
--------------------------------	-----

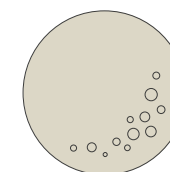
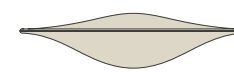
O

555 LED (CLASSIC)	170
570 LED (CLASSIC)	170


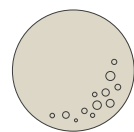
APPLIQUE / WALL



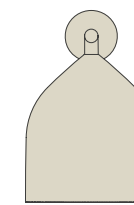
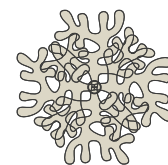
BLUM LED.....28 FOLIAGE.....72 EAGLE LED.....56



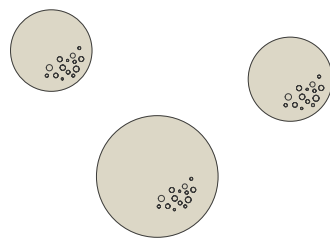

GILLES.....80 HINODE.....86 ICEGLOBE 2I/2IL.....94



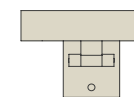
ICEGLOBE MINI 2I.....96 LEAVES 2IL.....104 MINICORAL A.....54



MINICORAL P.....54 MAIL.....110 ODILE PARETE.....126

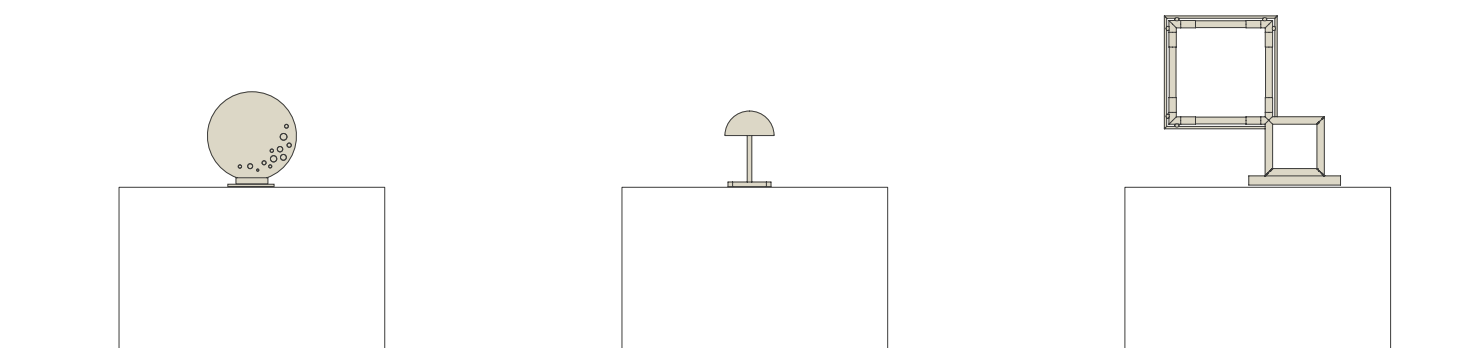


OUTLINE.....132 PALLINO.....134 SUMO 2I/2IM/2IL.....146

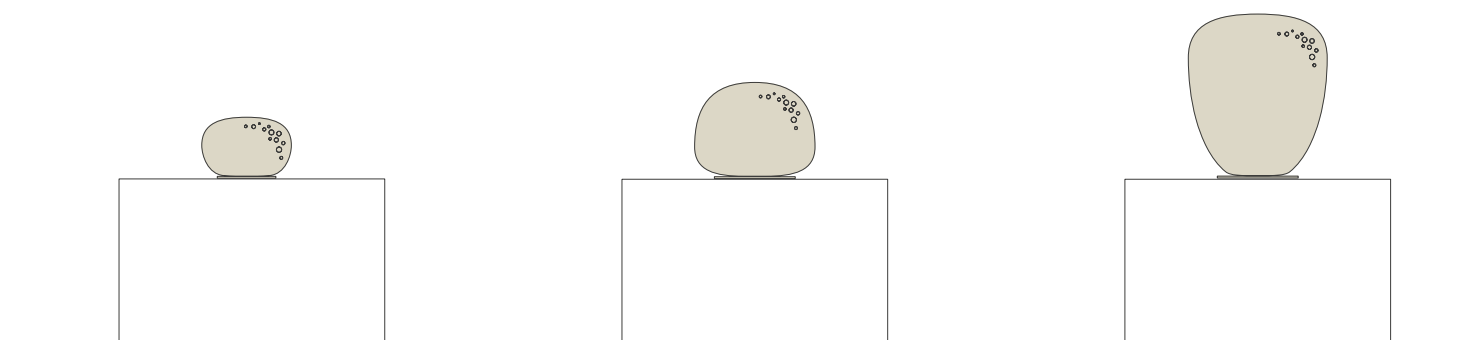


TORCHÈRE LED.....160 TRYLON LED.....162 570 LED.....170

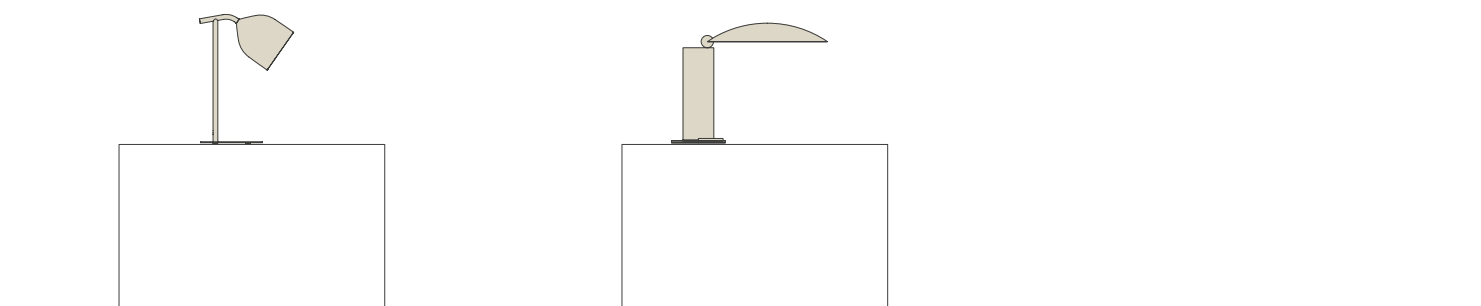
TAVOLO / TABLE



ICEGLOBE MINI 02.....96 MJA..... 122 QUADRO LED VII..... 140

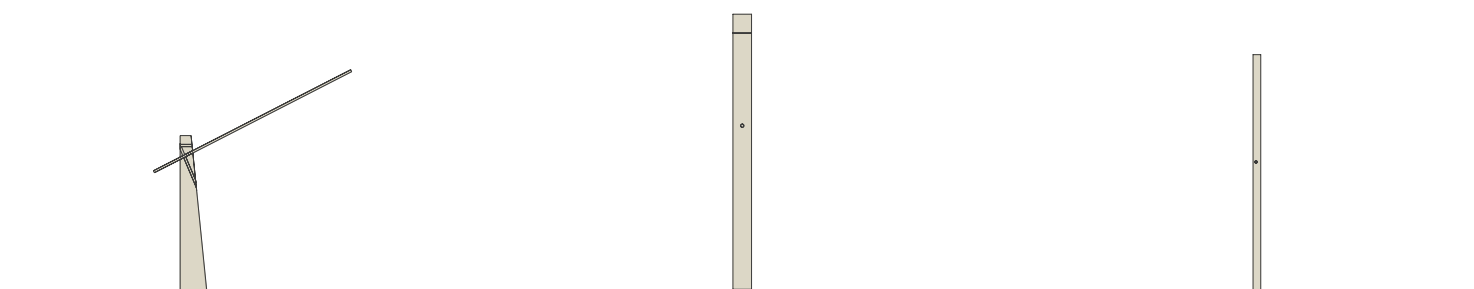


SUMO 02..... 148 SUMO L02..... 148 SUMO M02/X02..... 148

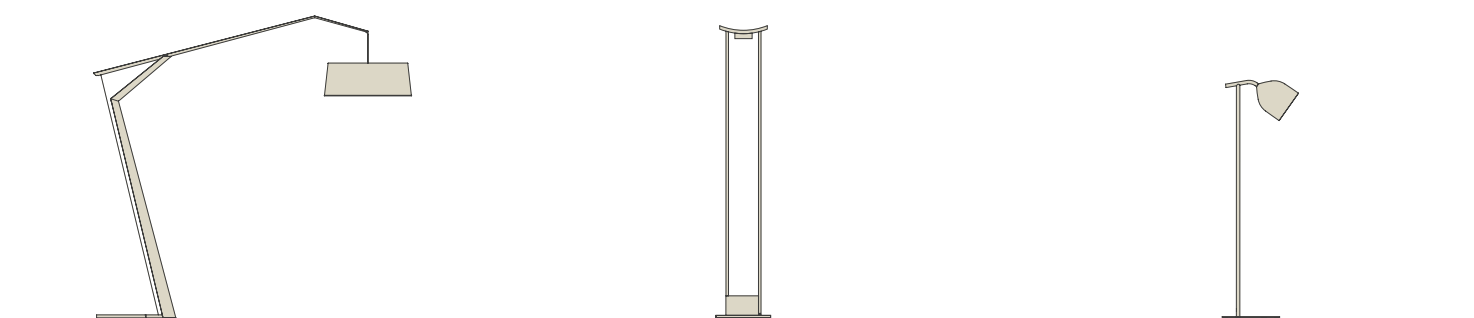


ODILE LETTURA..... 126 WASHINGTON LED..... 168

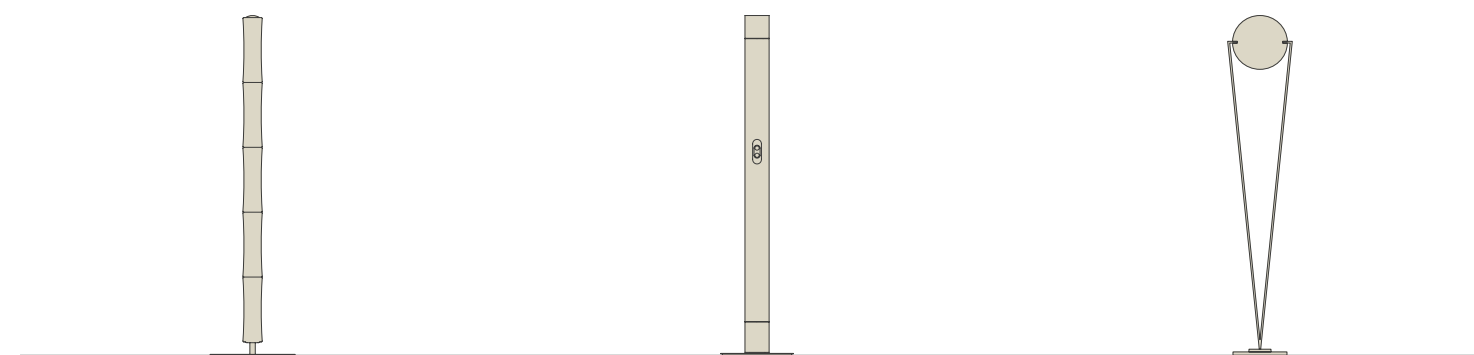
TERRA / FLOOR



ASTOLFO / ASTOLFO HT.....24 CONCORDE.....46 EGO 11/12.....60



GRUS.....84 MCP..... 114 ODILE TERRA..... 126


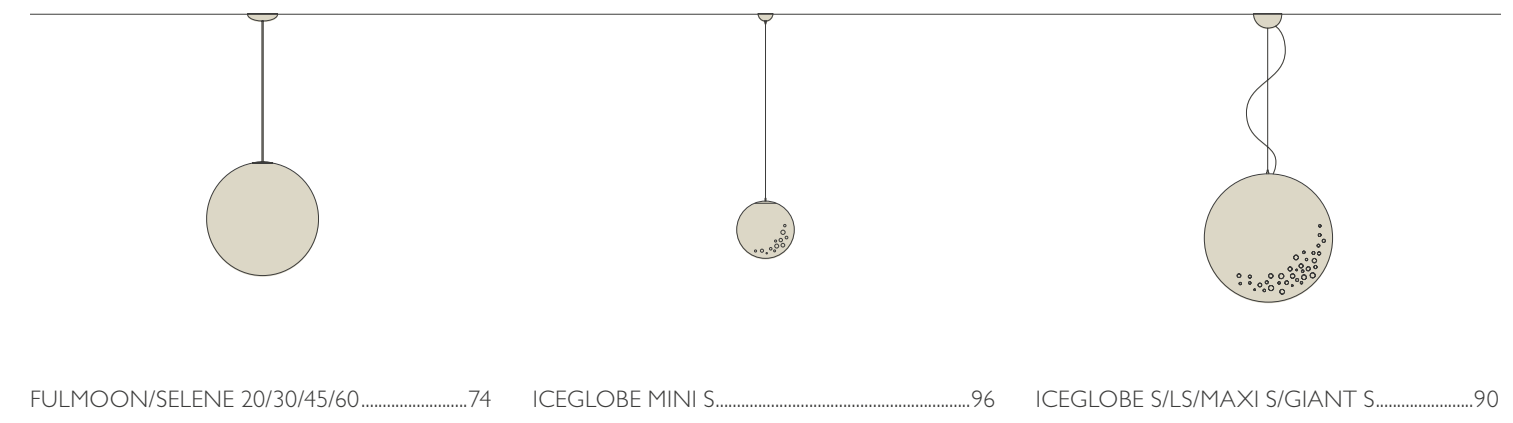
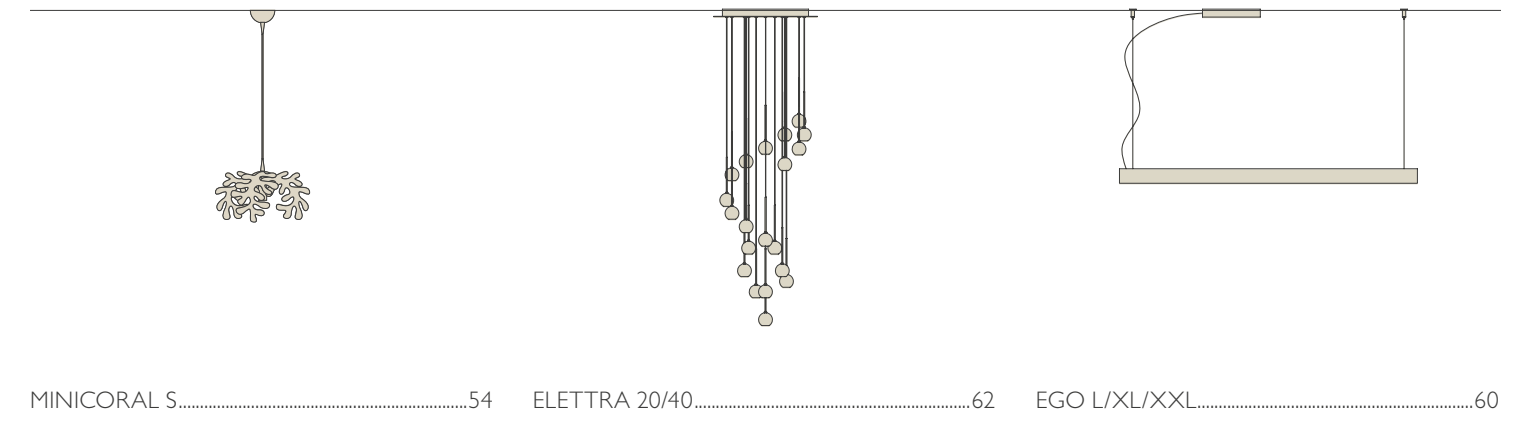
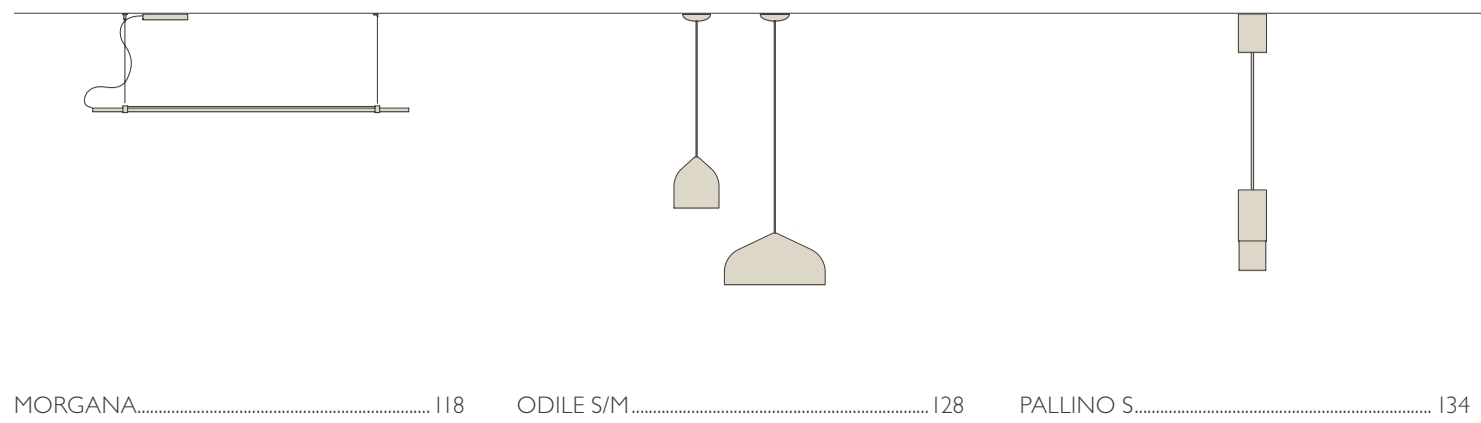
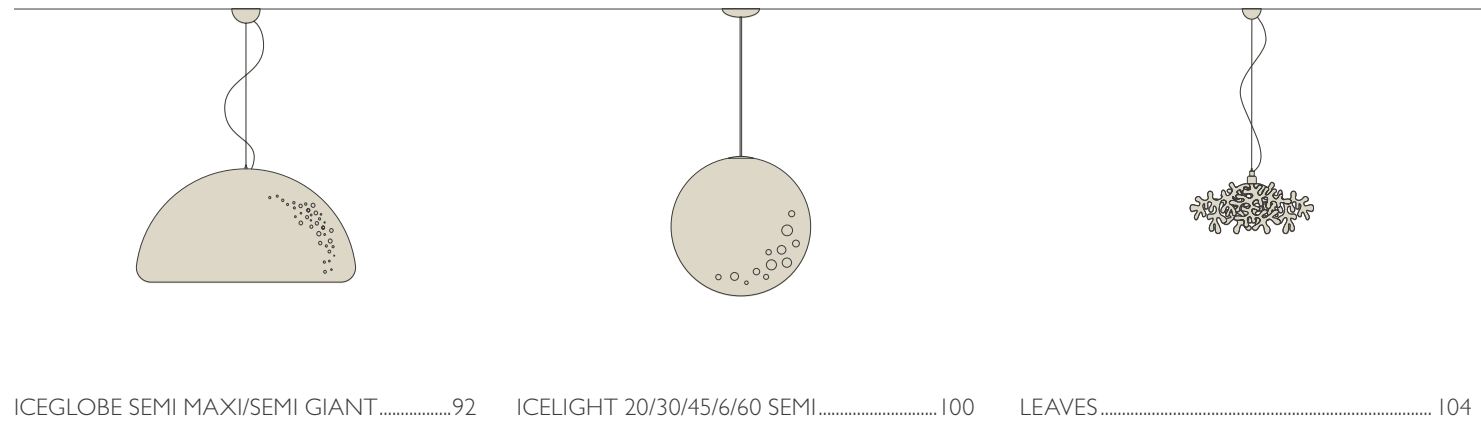
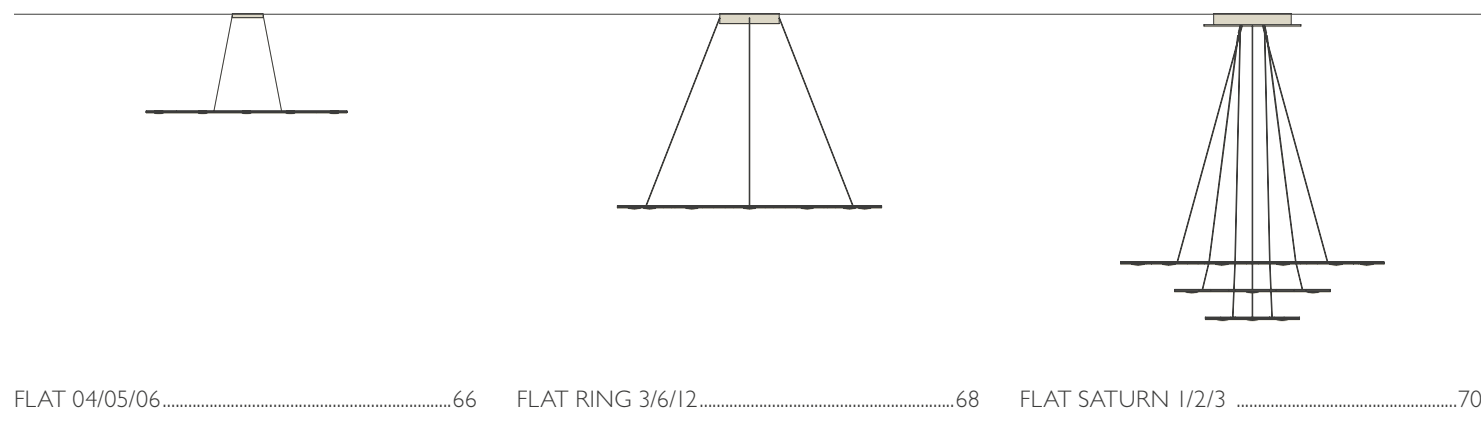



TAKÉ PLUS BT 04/05/06..... 154 VENDÔME..... 164 VICTORY..... 166


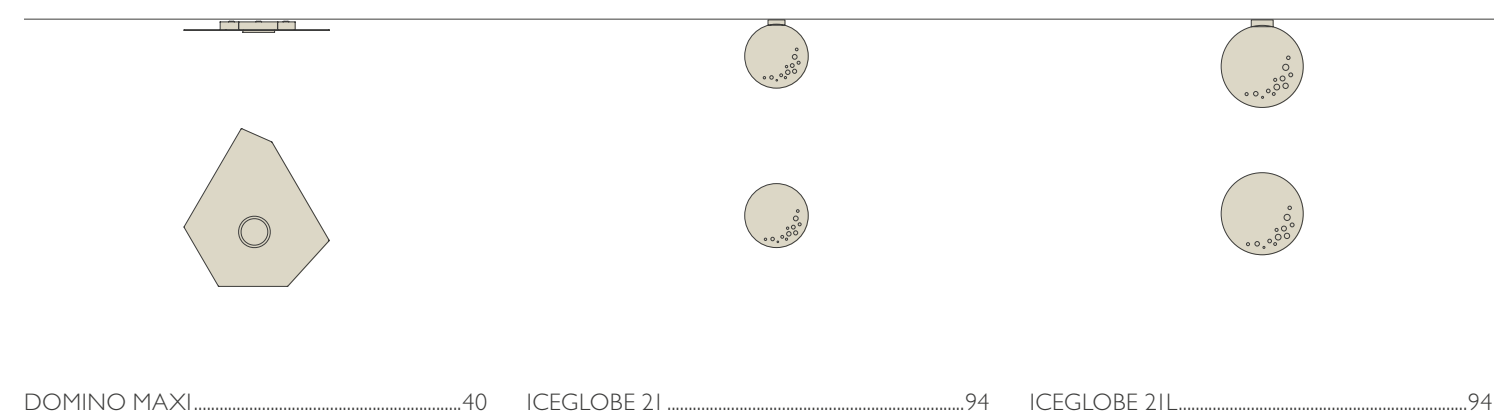
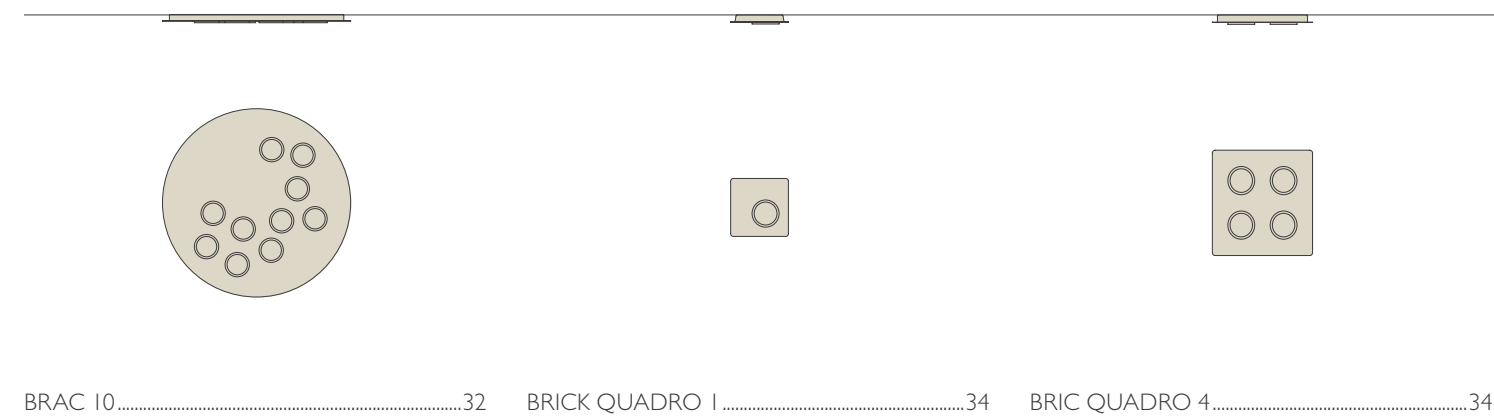

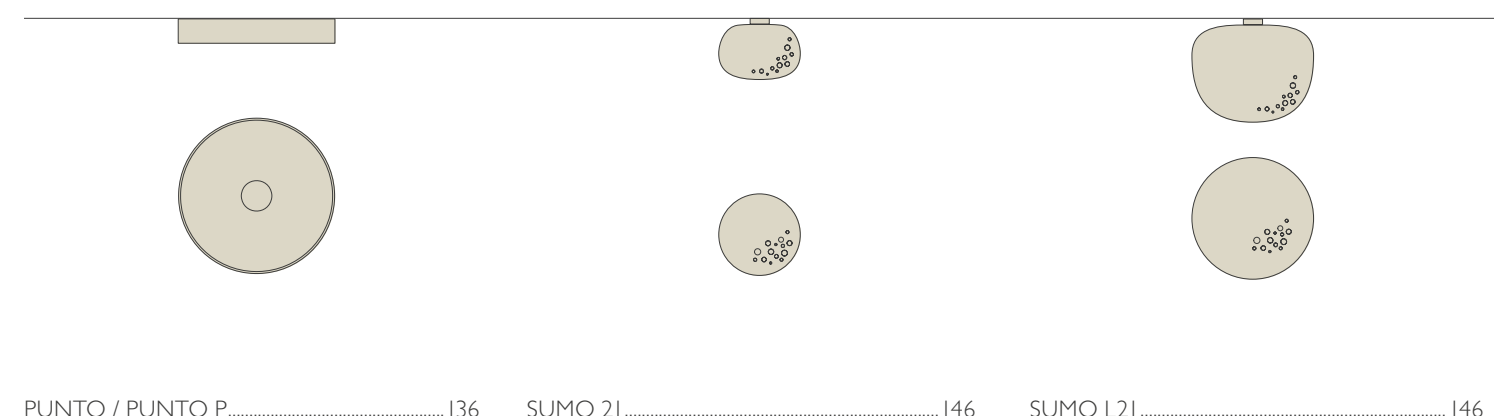
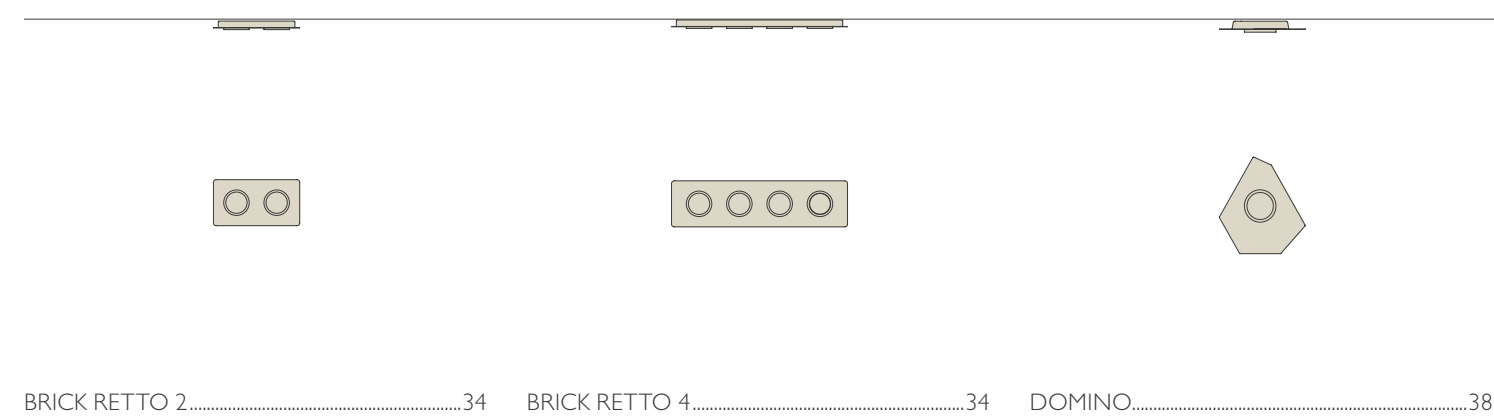
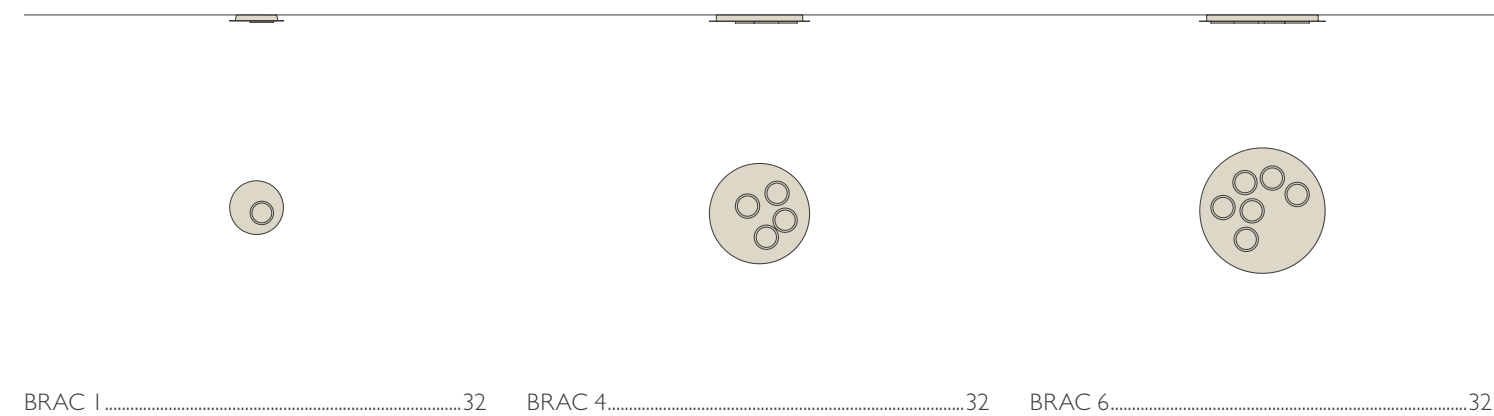


555 LED..... 170


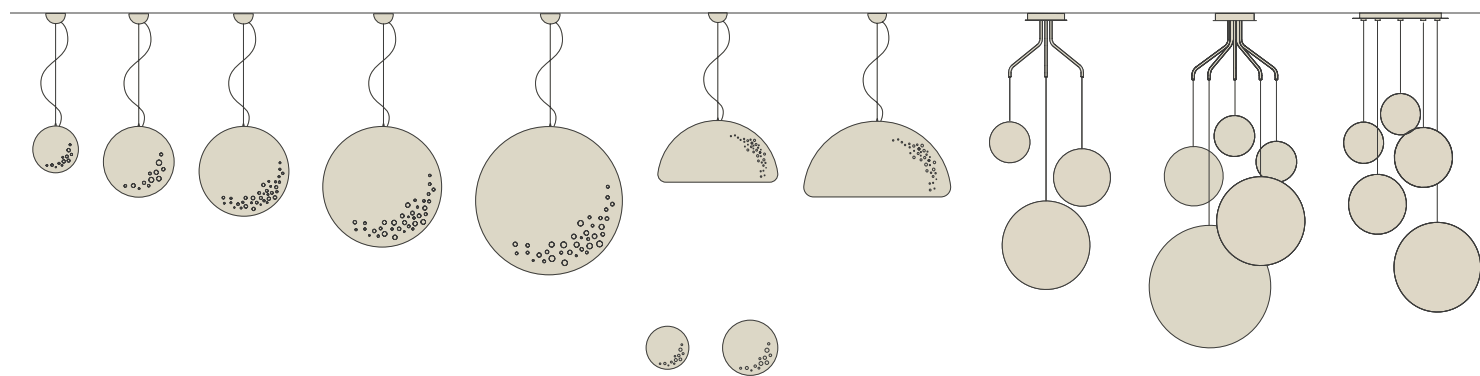
SOSPENSIONE / SUSPENSION



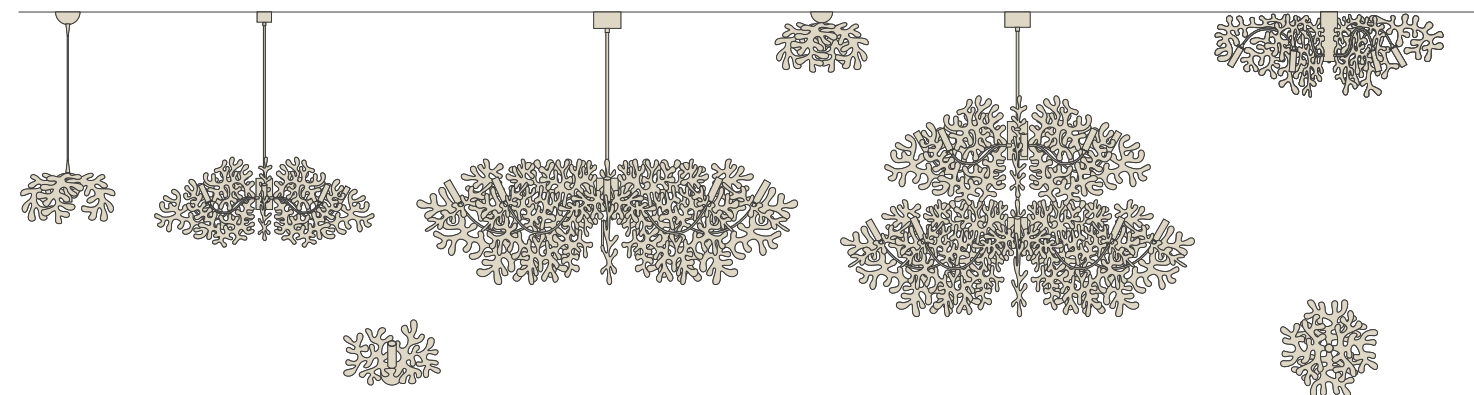
PLAFONIERE / CEILING



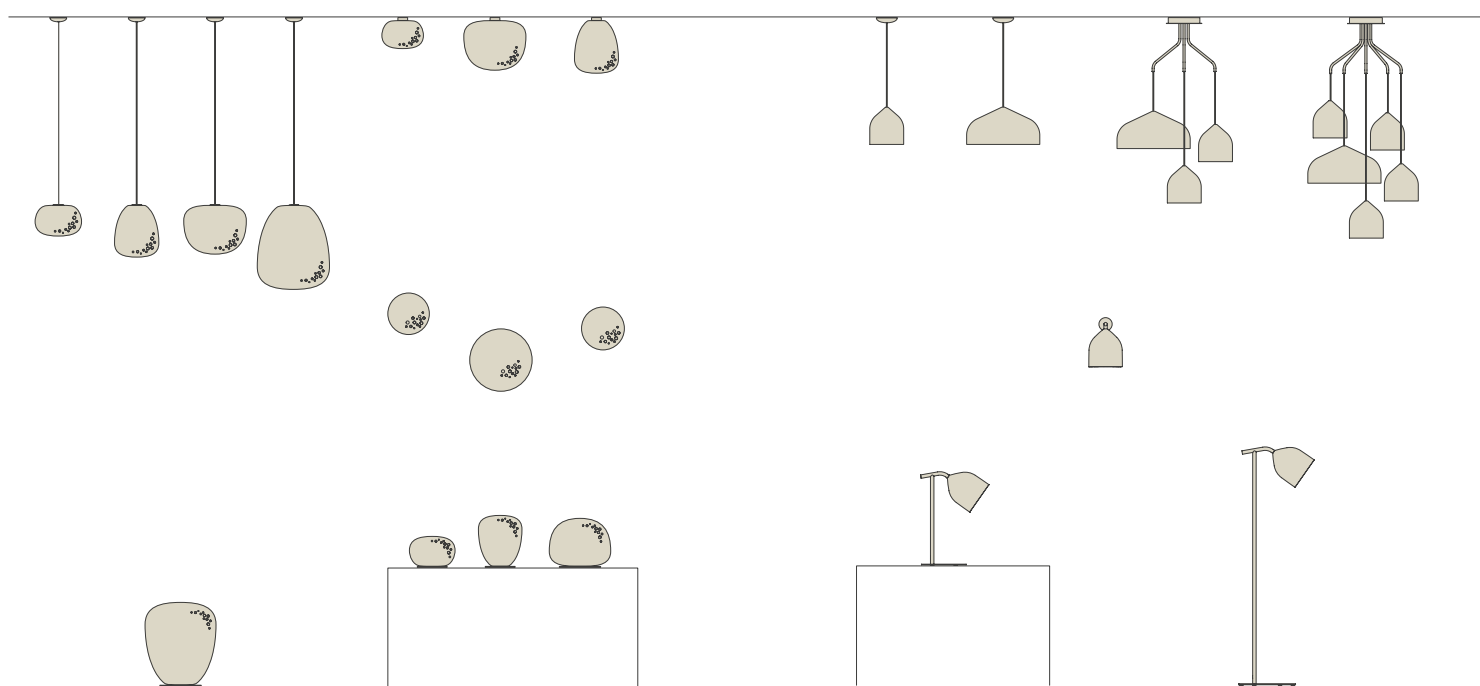
FAMIGLIA / FAMILY



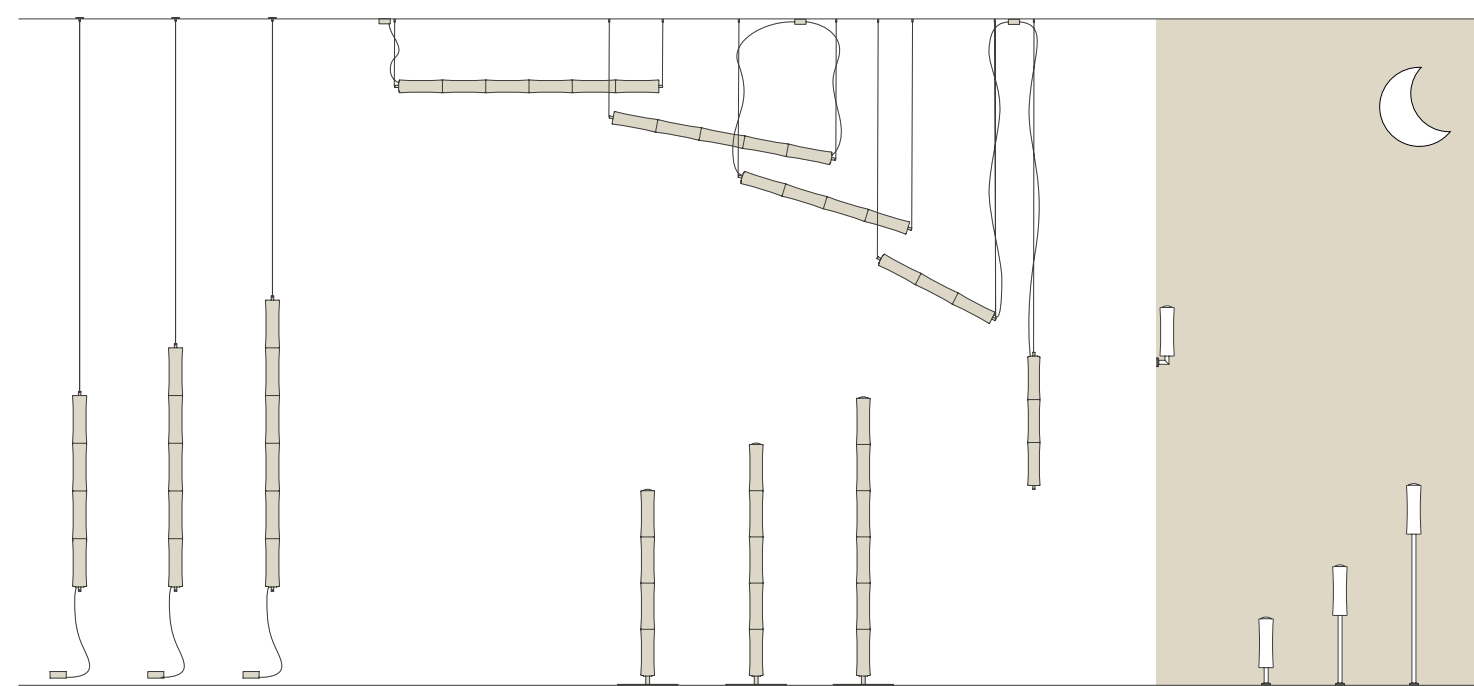
ICEGLOBE COLLECTION88



CORAL COLLECTION48




SUMO COLLECTION 144 ODILE COLLECTION 124



TAKÉ COLLECTION 150

ASTOLFO

Design Amedeo G. Cavalchini



CAVALIERE LUMINOSO

BRIGHT KNIGHT

L'epica cavalleresca offre lo spunto progettuale per la lampada da terra ASTOLFO, connubio tra la struttura ancestrale e rassicurante del legno e la tecnologia estrema della sorgente LED e del profilo minimale.

Il suo design emula l'ordinato grafismo di una lancia luminosa, sottile e tecnologica, inserita meccanicamente in un fusto di legno massiccio attraversato da tagli netti e precisi, in cui la lancia può essere inserita secondo tre diversi angoli e orientamenti.

The chivalrous epic inspires the floor lamp ASTOLFO, melting the ancestral and soothing structure of wood, the extreme technology of LED source and its minimal outline.

Its design emulates the linear graphism of a light spear, thin and technological, mechanically inserted in a solid wood stem crossed by sharp and precise carves, where the light-spear can be placed in three different angles and orientations.

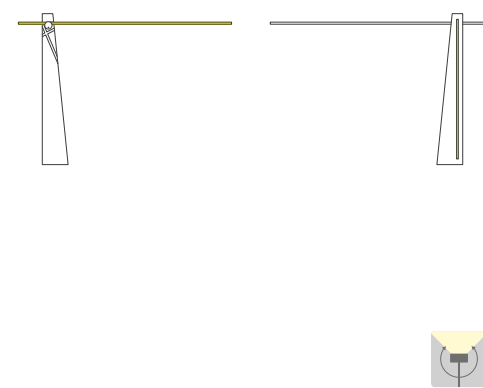


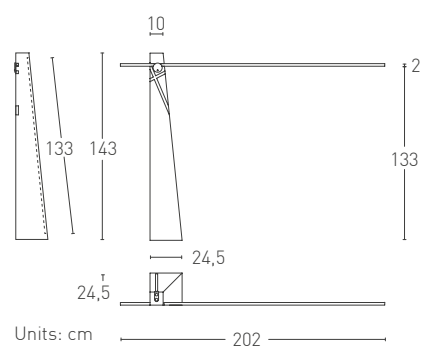

ASTOLFO

Design Amedeo G. Cavalchini

Lampada da terra con doppia sorgente luminosa LED. Costituita da una base in legno massello di rovere o noce nazionale e un'asta in alluminio anodizzato di colore nero. Le tre scanalature presenti nella parte superiore della base consentono all'asta di essere posizionata con tre differenti angoli rispetto alla base stessa, consentendo un approccio tattile e personale con la lampada.

Le sorgenti LED dimmerabili sono collocate lungo l'asta e nel retro della base consentendo un'illuminazione sia diretta che indiretta.

Floor lamp with double LED light sources. Solid oak or walnut base and arm in black anodized aluminum. Three carves on the top of the trunk allow to place the arm in three different angles giving the lamp a personal touch. The dimmable LED sources are along the arm and on the base back, creating both indirect and direct lighting.



Finishes

- LN Walnut
- LR Oak

Diffuser

- 174 Black anodized aluminum

Cable

Black fabric

Electronic driver

Dimmable included

Light source

LED

ARM LED 36W 100/120V or 220/240V
3240lm 3000K CRI>90
BACK LED 24W 100/120V or 220/240V
2160lm 3000K CRI>90

A

Certification

CE EAC PS E F IP20



ASTOLFO HT

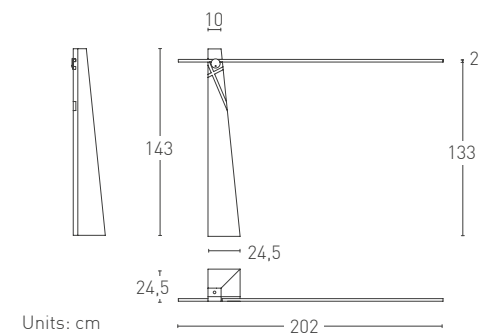
Design Amedeo G. Cavalchini

Lampada da terra con base realizzata in scatolato di acciaio verniciato e fronte in massello di rovere. Le tre scanalature presenti nella parte superiore della base consentono all'asta luminosa - realizzata in alluminio anodizzato nero - di essere posizionata con tre differenti angoli rispetto alla base stessa, consentendo un approccio tattile e personale con la lampada.

La sorgente LED dimmerabile collocata nell'asta fornisce luce diretta o indiretta a seconda del posizionamento.

Floor lamp with folded sheet steel case and front cover in solid oak. Three carves on the top of the trunk allow to place the arm - with black anodized aluminum finish - in three different angles giving the lamp a personal touch.

The dimmable LED source placed along the arm gives direct or indirect light according to the different positioning.



Finishes

- 115D FT Graphite grey + ● LR Oak

Diffuser

- 174 Black anodized aluminum

Cable

Black fabric

Electronic driver

Dimmable included


Light source

LED

LED 36W 100/120V or 220/240V
3240lm 3000K CRI>90



Certification

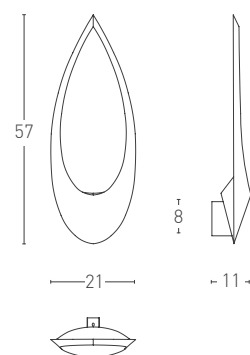


BLUM LED

Design Bernard Brousse, 1997/2016

Disegnata da Bernard Brousse nel 1997 per LUMEN CENTER ITALIA, BLUM è da allora icona della collezione Classic LCI. Realizzata in metallo e caratterizzata da linee molto semplici è disponibile nelle finiture: nero opaco, bianco opaco, grigio sabbia FT.

Designed by Bernard Brousse in 1997 for Lumen Center Italia, BLUM since then has been an icon of the Classic LCI collection. Made of metal and characterized by very simple lines, it is available in matte black, matte white, sand grey Ft.



Units: cm



Finishes

- 102 Matte black
- 106 Matte white
- 115R FT Sand Grey

Electronic driver

LED Light Engine Dimmable TRIAC

Light source

LED

LED 15W 100/120V or 220/240V
1155lm 3000K CRI>90



Certification

CE EAC PS E F IP20



BRAC / BRICK

Design VillaTosca

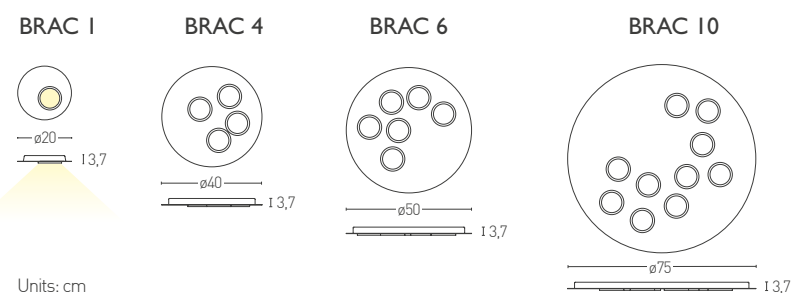
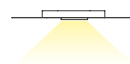


BRAC 1/4/6/10

Design VillaTosca

Le plafoniere BRAC, nella loro purezza e semplicità, disegnano cerchi di luce che richiamano cangianti giochi d'acqua. Gocce di luce distribuite con apparente casualità su una superficie rotonda. Moltiplicate a soffitto le lampade BRAC creano composizioni dinamiche. Realizzati in metallo con finitura Bianco Fine Textured (FT) e anelli cromati. Nuovi colori disponibili a pagina 42.

The ceiling lamps BRAC, in their simplicity and minimalism, draw light circles that remind bright water effects. Drops of light arranged on a round surface. Several BRAC ceiling lamps create dynamic compositions. Made of metal with Fine Textured (FT) White finish and chromed rings. New colours available on page 42.



OPTIONAL OKKIO SPOT ACCESSORY



Finishes

Lamp body: (Standard)

● 105 FT White (W)

Ring: (Standard)

● 105 FT White (W)

For more finishes refer to the configurator pag. 42



Diffuser

PMMA methacrylate diffuser
WIDE / MEDIUM / HONEY COMB

Electronic driver

Dimmable included TRIAC

Light source

LED

100/120V or 220/240V
2700K/3000K/4000K CRI>90

BRAC 1 1x5,8W 690lm

BRAC 4 4x5,8W 2760lm


BRAC 6 6x5,8W 4140lm

BRAC 10 10x5,8W 6950lm



Certification

CE EAC PS E F IP20 Classe I

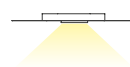


BRICK


Design VillaTosca

Ingenuità e rigore si uniscono in questa plafoniera dal design essenziale, quasi grafico. Tre moduli base. Un quadrato e due rettangoli nei quali sono iscritti cerchi di luce. Mattoncini luminosi da usare singolarmente o da accostare liberamente, per costruire soluzioni geometriche di qualunque dimensione e per ogni tipologia di ambiente. Realizzati in metallo con finitura Bianco Fine Textured (FT) e anelli cromati. Nuovi colori disponibili a pagina 42.

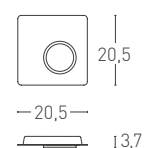
Naivety and rigour are combined in this ceiling lamp of essential design, almost graphic. Three basic modules: a square and two rectangles in which circles of light are inscribed. Bright bricks that can be combined individually or stacked freely, for building geometric solutions of any size and for any type of location. Made of metal with Fine Textured (FT) White finish and chromed rings. New colours available on page 42.



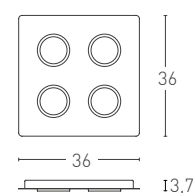
OPTIONAL SPEAKER BT ACCESSORY



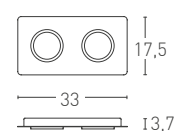
QUADRO 1



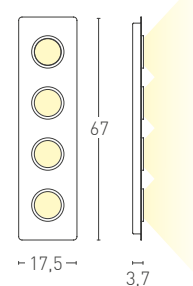
QUADRO 4



RETTO 2



RETTO 4



Units: cm

Finishes

Lamp body: (Standard)

● 105 FT White (W)

Ring: (Standard)

● 105 FT White (W)

For more finishes refer to the configurator pag. 42



Diffuser

PMMA methacrylate diffuser
WIDE / MEDIUM / HONEY COMB

Electronic driver

Dimmable included TRIAC

Light source

LED

100/120V or 220/240V
2700K/3000K/4000K CRI>90

QUADRO 1 1x5,8W 690lm

QUADRO 4 4x5,8W 2760lm

RETTO 2 2x5,8W 1380lm

RETTO 4 4x5,8W 2760lm




Certification

CE EAC PS E F IP20 Classe I



DOMINO

Design VillaTosca



MOSAICI DI LUCE

Il modulo DOMINO è studiato per consentire mosaici di luce, le composizioni sono innumerevoli.

La forma di DOMINO è l'insieme armonico degli angoli e degli spigoli del suo poligono irregolare con il cerchio di luce al suo interno.

LIGHT MOSAICS

The DOMINO module is designed to allow light mosaics, the compositions are countless.

The shape of DOMINO is the harmonic of the corners and the edges of its irregular polygon with the circle of light in the interior.

DOMINO

Design VillaTosca

Un esagono irregolare e un cerchio di luce al suo interno. Questa è la matrice di infinite combinazioni possibili. DOMINO è un concetto di plafoniera. Un sistema che invita a comporre e accostare le diverse tessere di un mosaico di luce sempre diverso. Come nell'antico gioco cinese del tangram o in un frattale della natura, la logica delle composizioni è aperta e creativa.

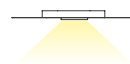
Realizzati in metallo con finitura Bianco Fine Textured (FT) e anelli cromati.

Nuovi colori disponibili a pagina 42.

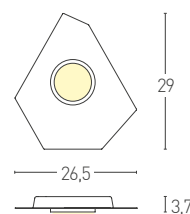
An irregular hexagon and a light circle in its inside. This is the origin of possible endless combinations. DOMINO is a concept of ceiling lamp. A system that invites to combine different tiles of an always new light mosaic. As in the Chinese game of tangram or in a nature fractal, the logic of the compositions is open and creative.

Made of metal with Fine Textured (FT) White finish and chromed rings.

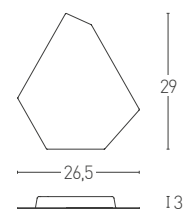
New colours available on page 42.




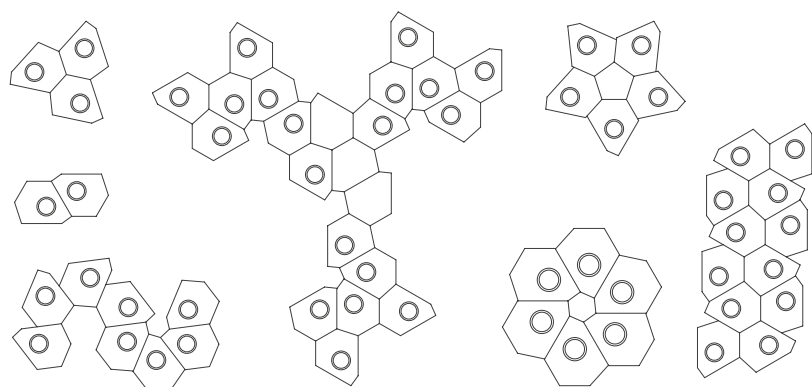
DOMINO



DOMINO ZERO



Units: cm



Finishes

Lamp body: (Standard)

● 105 FT White (W)

Ring: (Standard)

● 105 FT White (W)

For more finishes refer to the configurator pag. 42



Diffuser

PMMA methacrylate diffuser
WIDE / MEDIUM / HONEY COMB

Electronic driver

Dimmable included TRIAC

Light source

LED

LED 1x5,8W 100/120V or 220/240V
2700K/3000K/4000K 690lm CRI>90



Certification

CE EAC PS E F IP20 Classe I


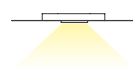


DOMINO MAXI

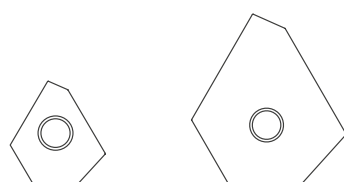
Design VillaTosca

DOMINO MAXI, plafoniera realizzata in metallo verniciato a polveri epossidiche. Sorgente LED di potenza luminosa pari a 11,6W. Possibilità di scegliere tra diverse finiture, temperatura colore della luce - gradi Kelvin, ottiche. Personalizzabile anche tramite il CONFIGURATORE sul sito web LUMEN CENTER ITALIA.

DOMINO MAXI, large ceiling lamp in metal varnished with epoxy powders. LED light source 11,6W. Options to choose between different finishes, colour temperatures - Kelvin, optics. Customizable also on the CONFIGURATOR in LUMEN CENTER ITALIA website.



DOMINO DOMINO MAXI



Finishes

Lamp body: (Standard)

● 105 FT White (W)

Ring: (Standard)

● 105 FT White (W)

For more finishes refer to the configurator pag. 42



Diffuser

PMMA methacrylate diffuser

WIDE or MEDIUM or HONEY COMB

Electronic driver

Dimmable included TRIAC

Light source LED

LED 11,5W 100-120V or 220-240V

2700K or 3000K or 4000K

1380lm CRI>90

A

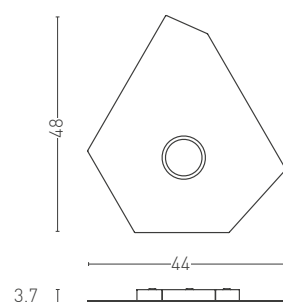
Optional accessories

OKKIO SPOT (36°) or SPEAKER BT

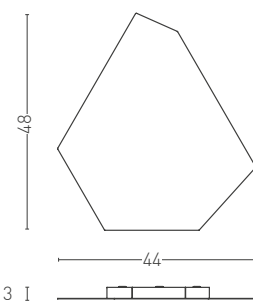
Certification

CE Classe I IP20

DOMINO MAXI



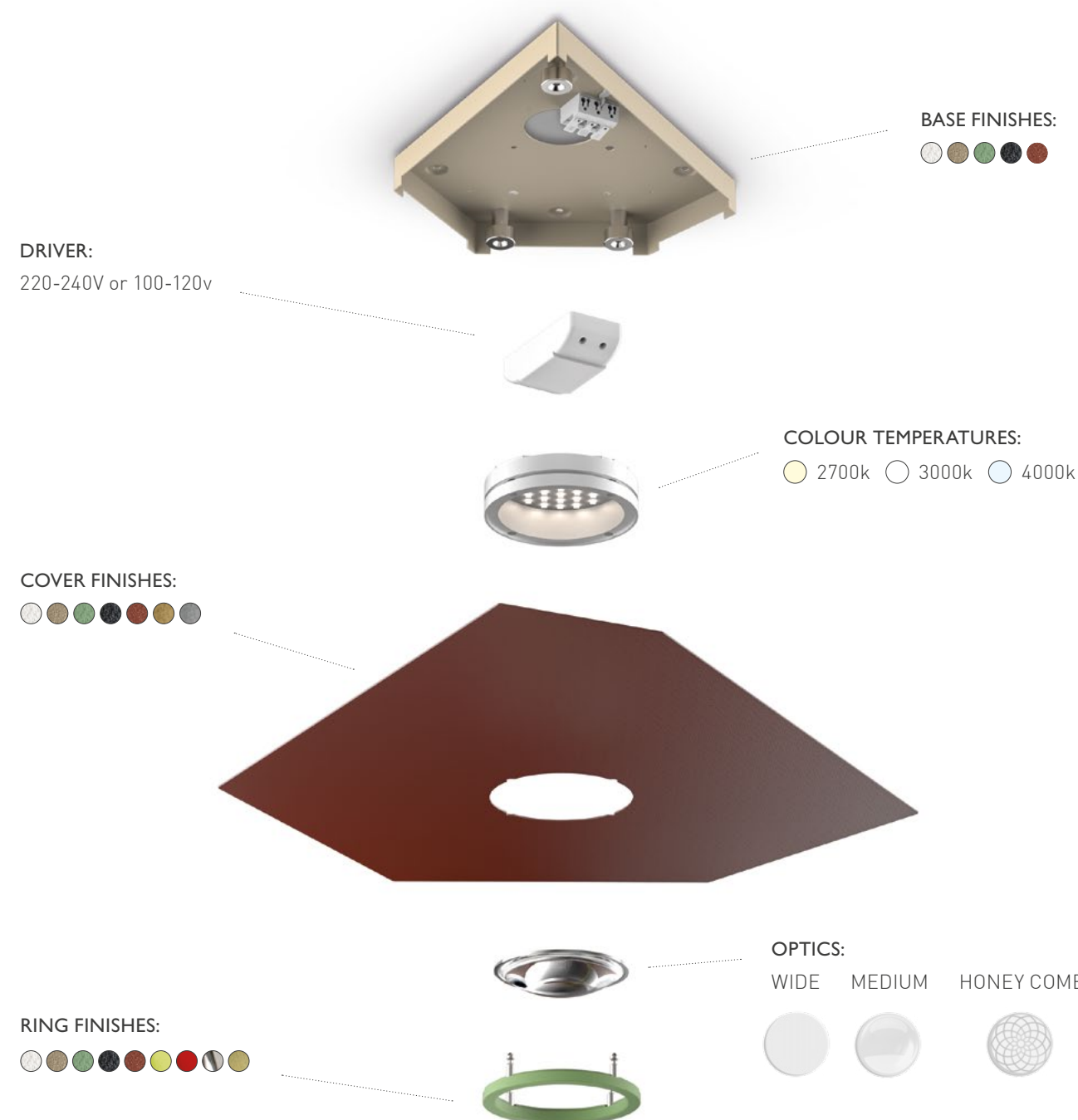
DOMINO ZERO MAXI



Units: cm

CONFIGURATOR

Crea il tuo stile! / Create your style on page 42! Visit lumencenteritalia.com



Nuovi accessori completano la gamma: OKKIO SPOT - un faretto direzionabile con ottica di 36°, e SPEAKER BT - una piccola cassa acustica bluetooth.

New accessories complete the selection: OKKIO SPOT - directional spotlight 36° optics, and SPEAKER BT - a small Bluetooth speaker.

CONFIGURATOR CREATE YOUR OWN STYLE!

Visit lumencenteritalia.com

MODELLO Model	FINITURA BASE Basic finishing	FINITURA SUPERFICIE Cover finishing	FINITURA ANELLI Rings finishing
BRICK Q1	WHITE	WHITE	WHITE
BRICK Q4	TITANIUM	TITANIUM	TITANIUM
BRICK R2	SAGE GREEN	SAGE GREEN	SAGE GREEN
BRICK R4	SAND GREY	SAND GREY	SAND GREY
BRAC 1	COR-TEN	COR-TEN	COR-TEN
BRAC 4	GOLD FOIL	GOLD FOIL	GREEN CHARTREUSE
BRAC 6	SILVER FOIL	SILVER FOIL	RED
BRAC 10			CHROME
DOMINO			SATIN BRASS
DOMINO ZERO			
DOMINO MAXI			
DOMINO MAXI ZERO			

OTTICA Optique	TEMPERATURA COLORE Colour Temperature	ALIMENTATORE Driver	ACCESSORIO Optional	ACCESSORIO Optional
WIDE	2700 KELVIN	220/240 VOLT	SPEAKER BT 5V BATTERY BLUETOOTH SOUND CONTROL	OKKIO SPOT DIRECTIONABLE SPOTLIGHT 6W 100/120V OR 220/240V 2700K/3000K BEAM 36° SWIVEL VERTICALLY 45° ROTATE HORIZONTALLY 360°
MEDIUM	3000 KELVIN	110/120 VOLT		
HONEY COMB	4000 KELVIN			

Shape: BRICK QUADRO 4
Basic finishing: TITANIUM
Cover finishing: TITANIUM
Ring: GREEN CHARTREUSE
Optique: HONEY COMB
Colour Temperature: 3000K
Driver: 110/120V
Optional: NO

CONFIGURA BRICK, BRAC, DOMINO

Crea la lampada e il sistema più adeguato e armonico attraverso il CONFIGURATORE, avendo la possibilità di scegliere tra forme, potenza luminosa, colori, finiture, temperatura colore della luce ed ottiche.

Nuovi accessori come OKKIO SPOT, un faretto direzionabile con ottica di 36° e SPEAKER BT, una piccola cassa acustica bluetooth, fanno del CONFIGURATORE un'opzione per esprimere al meglio stile e personalità con infinite possibilità.

CONFIGURE BRICK, BRAC, DOMINO

Create your own lamp and most suitable system with the CONFIGURATOR, having the chance to choose between forms, lumen watts, colours, finishes, colour temperature and optics.

New accessories as OKKIO SPOT, a directional spotlight with optic 36° and SPEAKER BT, a small Bluetooth speaker, make the CONFIGURATOR an option to best express style and personality in infinite ways.



CONCORDE

Design VillaTosca



MONOLITE LUMINOSO

La *Ville Lumière* e una delle sue piazze più antiche e monumentali sono lo scenario a cui si ispira la lampada da terra CONCORDE. Affusolata e statuaria come un monolite, cilindrica e in metallo, cita l'obelisco della celebre piazza a pochi passi dagli eleganti Champs Elysées e ne rielabora la silhouette in una linea semplice e stilizzata.

La cornice cromata alla sommità e alla base dà una piacevole sensazione di leggerezza. CONCORDE trova il suo naturale completamento nel progetto VENDÔME, lampada da terra ispirata a un altro dei luoghi storici di Parigi.

BRIGHT MONOLITH

The *Ville Lumière* and one of its oldest and most monumental squares are the scenario that inspired the floor lamp CONCORDE. Slight and majestic as a monolith, cylindrical and made of metal, it reminds the famous obelisk of the square close to the elegant Champs Elysées, as a silhouette in a simple and stylised line.

The chrome frame at the top and base gives a pleasant feeling of lightness. CONCORDE finds its natural completion in VENDÔME, floor lamp inspired by another of the historical sites of Paris.

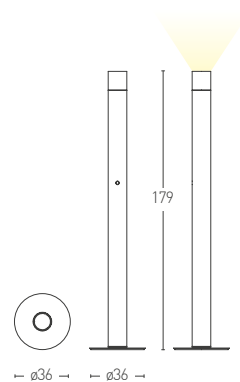


CONCORDE

Design VillaTosca

Un monolite in metallo cilindrico di 179 cm di altezza. La cornice cromata della sua sommità e lo scuretto della base alleggeriscono e rendono piacevole la semplicità della forma. Luce diretta verso l'alto.

A cylindrical monolith in metal, height 179 cm. The chrome frame of his top and the shutter base lighten and make pleasant the simplicity of the form. Direct light upward.



Units: cm



Finishes

- 103 FT Black + ● 150 Chrome
- 105 FT White + ● 150 Chrome

Diffuser

PMMA methacrylate diffuser

Electronic driver

Dimmable included

Cable

Black fabric

Light source

LED

220/240V

LED 50W 4800lm 2700K CRI>90

100/120V

LED 36W 3500lm 2700K CRI>90

A

Certification

CE EAC PS E F IP20



CORAL COLLECTION

Design VillaTosca

CORALLI BAROCCHI

CORAL, la serie che coniuga esteticamente lo stile barocco con le forme naturali dei coralli, offre diverse tipologie di prodotti a sospensione, a plafone e parete nelle misure "super" e "mini".

Icona della collezione, il candeliere a 8 luci declinato anche nella versione a 16 luci.

BAROQUE STYLE CORALS

CORAL, the collection which combines baroque style with the natural shapes of coral offers a selection of fittings designed for direct mounting on ceilings and walls or for suspended mounting. Available in two designated sizes "super" and "mini".

The core of the collection is a chandelier which is available in an eight or a sixteen lamp version.

CORAL / CORAL P

Design VillaTosca

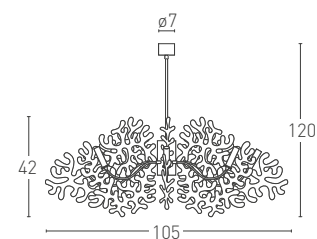
CORAL è la versione a 8 luci che dà origine all'intera serie. Realizzata in metallo laccato, è disponibile nelle finiture: nero lucido, bianco lucido, verde chartreuse, rosso, foglia oro e foglia argento. Diffusori realizzati in vetro Pyrex serigrafato.

CORAL is a 8 light chandelier that forms the basis of the collection. Made of lacquered metal, it is available in glossy black, glossy white, chartreuse green, red, gold foil and silver foil. The diffusers are made of etched Pyrex glass.

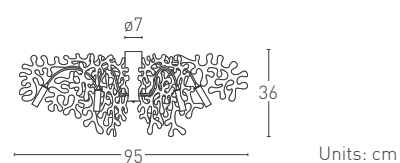
CORAL P, lampada a plafone a 6 luci. Realizzata in metallo laccato, è disponibile nelle finiture: nero lucido, bianco lucido, verde chartreuse, rosso, foglia oro e foglia argento. Diffusori realizzati in vetro Pyrex serigrafato.

CORAL P, the ceiling lamp with 6 light. Made of lacquered metal, it is available in glossy black, glossy white, chartreuse green, red, gold foil and silver foil. The diffusers are made of etched Pyrex glass.

CORAL



CORAL P



Finishes

- 112 Glossy black
- 114 Glossy white
- 119 Chartreuse green
- 120 Red
- 130 Gold foil
- 131 Silver foil

Diffuser

Etched Pyrex

Suggested light source

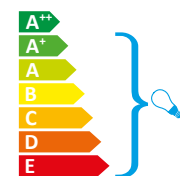
100/240V G9

 LED

 Halogen ECO

CORAL max 8x33W

CORAL P max 6x33W



Certification

    Classe I IP20



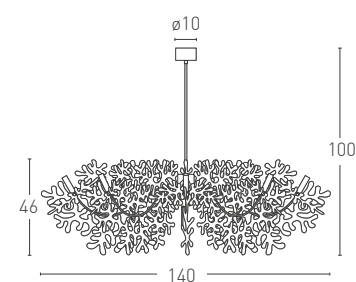
SUPERCORAL 8L/16L

Design VillaTosca

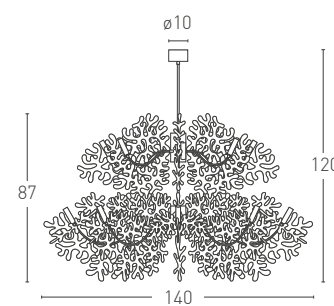
SUPERCORAL 8L e 16L, grande lampadario da 8 o 16 luci dal diametro di 140 cm. Realizzata in metallo laccato, é disponibile nelle finiture: nero lucido, bianco lucido, verde chartreuse, rosso, foglia oro e foglia argento. Diffusori realizzati in vetro Pyrex serigrafato.

SUPERCORAL 8L and 16L is a large chandelier (140 cm diameter). Made of lacquered metal, it is available in the following finishes: glossy black, glossy white, chartreuse green, red, gold foil and silver foil. The diffusers are made of etched Pyrex glass.

SUPERCORAL 8L



SUPERCORAL 16L



Units: cm



Finishes

- 112 Glossy black
- 114 Glossy white
- 119 Chartreuse green
- 120 Red
- 130 Gold foil
- 131 Silver foil

Diffuser

Etched Pyrex

Suggested light source

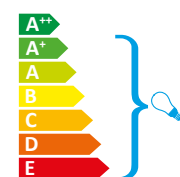
100/240V G9

LED

Halogen ECO

SUPERCORAL 8L max 8x48W

SUPERCORAL 16L max 16x33W



Certification

CE EAC PS E Classe I IP20



MINICORAL S/A/P

Design VillaTosca

MINICORAL è una serie di piccoli punti luce a sospensione, a parete e plafone realizzati in metallo laccato e disponibili nelle finiture: nero lucido, bianco lucido, verde chartreuse, rosso, foglia oro e foglia argento. Diffusori realizzati in vetro Pyrex serigrafato.

MINICORAL is a collection of small spot lights, in suspension, ceiling and wall lamp version. Made of lacquered metal it is available in glossy black, glossy white, chartreuse green, red, gold foil and silver foil. The diffusers are made of etched Pyrex glass.



Finishes

- 112 Glossy black
- 114 Glossy white
- 119 Chartreuse green
- 120 Red
- 130 Gold foil
- 131 Silver foil

Diffuser

Etched Pyrex

Cable

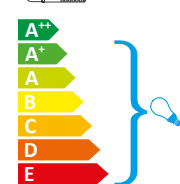
Transparent

Suggested light source

100/240V G9

Halogen ECO max 48W

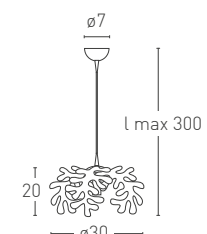
LED



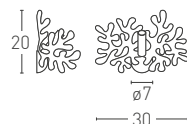
Certification

CE ENEC PS E F Classe I IP20

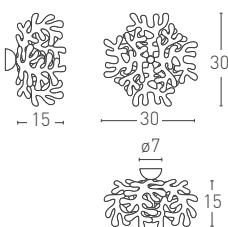
MINICORAL S



MINICORAL A



MINICORAL P



Units: cm

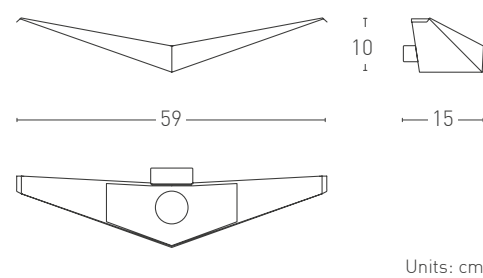


EAGLE LED

Design Gilles Derain, 1984/2015

Lampada da parete a luce indiretta, disegnata da Gilles Derain nel 1984. Realizzata in metallo laccato a polveri epossidiche. Sorgente LED.

Indirect light wall lamp, designed by Gilles Derain in 1984. Made of lacquered metal in epoxy powder. LED light source.



Units: cm

Finishes

- 102 Matte black
- 106 Matte white
- 115R FT Sand grey

Electronic driver

LED dimmable TRIAC

Light source

LED

LED 20W 100/120V or 220/240V
1560lm 3000K CRI>90

A

Certification

CE ENEC PS E F Classe I IP20





EGO

Design VillaTosca

EGO, connubio tra minimalismo e design industriale in alluminio estruso. Diffusore in PMMA bianco opale e sorgente luminosa LED a luce diretta con temperatura colore 2700K o 3000K, CRI>90. La sospensione è disponibile in diverse lunghezze: EGO L - 135 cm, XL - 168 cm, XXL - 201 cm. EGO 11, EGO 12 - versioni da terra, misurano d'altezza rispettivamente 169 cm, 202 cm. Finiture in Bianco Fine Textured, Alluminio sabbato e Cor-Ten Fine Textured. Cavo di alimentazione trasparente. Alimentatore dimmerabile TRIAC incluso.

EGO is minimalism and industrial design in extruded aluminum. Opal white PMMA diffuser and LED light source providing direct light with colour temperature 2700K or 3000K, CRI>90. The suspension is available in different lengths: EGO L - 135 cm, XL - 168 cm, XXL - 201 cm. EGO 11, EGO 12 - floor stand versions, measuring respectively in height 169 cm, 202 cm. Finishes in White Fine Textured, Sandblasted Aluminum and Cor-Ten Fine Textured. Transparent power cable. Dimmable TRIAC power supply included.



Finishes

- 105 White FT
- 121 Sandblasted Aluminum
- 139 Cor-Ten FT

Diffuser

PMMA methacrylate

Cable

Transparent

Electronic driver

EGO L / XL / XXL
Dimmable driver included TRIAC
EGO 11 / 12
Dimmable driver included

Light source **LED**

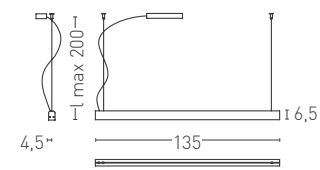
LED 100-120V or 220-240V
2700K or 3000K CRI>90
EGO L 28W 3360lm
EGO XL 34W 4080lm
EGO XXL 40W 4800lm
EGO 11 34W 4080lm
EGO 12 40W 4800lm



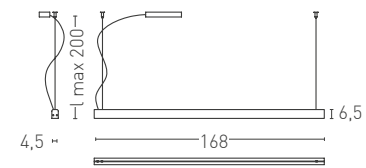
Certification



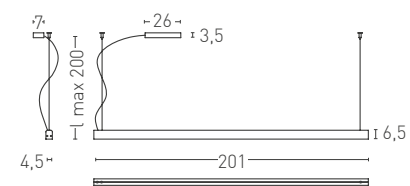
EGO L



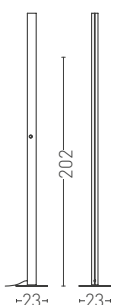
EGO XL



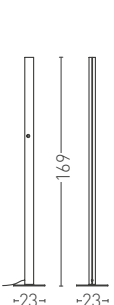
EGO XXL



EGO 12



EGO 11



Units: cm

ELETTRA

Design VillaTosca


ELETTRA, plafone a cascata da 20 e 40 punti luce in metallo con sfere in vetro borosilicato trasparente e sorgenti LED da 3000K, 1W ciascuna.

Cavi di alimentazione trasparenti con lunghezza massima 3 m. Rosone verniciato Bianco opaco; tiges in Ottone lucido, Ottone satinato e Ottone bronzato.

È possibile realizzare su richiesta rosoni per attacco a soffitto da uno a più punti luce.

ELETTRA, a cascade ceiling lamp with 20 and 40 lights in metal, spheres in borosilicate transparent glass. LED light sources 3000K, 1W each. Transparent power cables with maximum length 3 m. Ceiling rose in Matte White; final rods in Polished Brass, Satin Brass and Bronzed Brass.

On request, possibility of custom made ceiling rose from one to several light points.



Finishes

● 153 Polished Brass

Diffuser

Pyrex Glass

Electronic driver

Included

Light source



LED G4 Miniature Bulb 100-240V

ELETTRA 20 20x1,5W 2700lm 3000K

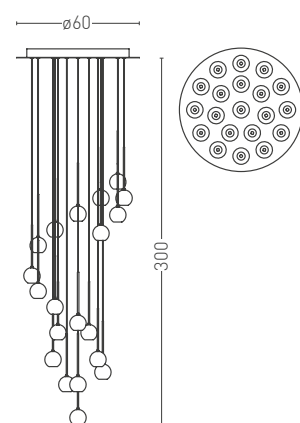
ELETTRA 40 40x1,5W 5400lm 3000K

A

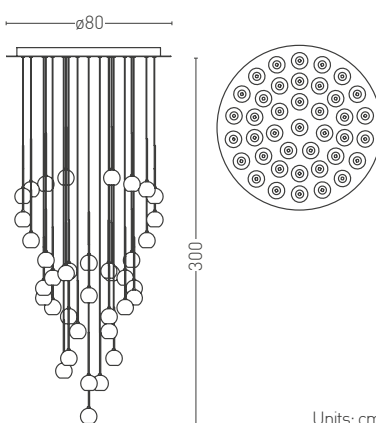
Certification

CE  Classe I IP20

ELETTRA 20



ELETTRA 40



Units: cm



FLAT COLLECTION

Design VillaTosca



UN SOTTILE STRATO DI LUCE

A THIN LAYER OF LIGHT

FLAT è il sistema di illuminazione disegnato da VillaTosca. Il progetto condensa al minimo la superficie del corpo lampada con notevoli vantaggi in termini di leggerezza e riduzione degli ingombri.

Le sorgenti LED utilizzate forniscono luce diretta verso il basso mentre lo strato di metacrilato la diffonde in maniera diffusa nell'ambiente.

FLAT is the lighting system designed by VillaTosca. The project condenses to a minimum the surface of the lamp body with considerable advantages in terms of lightness and space reduction.

The LED light sources used provide direct light downwards while the layer of methacrylate spreads diffusely into the environment.

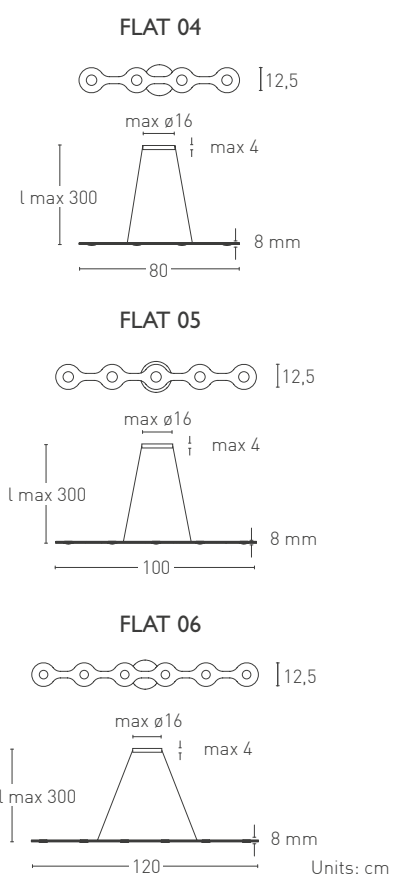
FLAT 04/05/06

Design VillaTosca



Collezione di sottili sospensioni a 4, 5 o 6 punti luce disposti linearmente. La struttura, realizzata da due lamine di alluminio anodizzato naturale frapposti da uno strato di metacrilato trasparente, fornisce luce indiretta verso l'alto e luce diretta verso il basso diffusa attraverso diffusori lenticolari in policarbonato. Alimentatore dimmerabile alloggiato nel rosone. Cavi di alimentazione e sospensione trasparenti.

Collection of thin suspensions with 4, 5, or 6 LED linear light sources. The structure is composed of three thin sheets, externally natural anodized aluminum and internally methacrylate, which provides direct light downward through lenticular polycarbonate diffusers, while the methacrylate layer spreads diffusely light in the surrounding. Dimmable power supply located in the ceiling rose. Transparent power and suspension cables.



Finishes

- 172 Natural anodized aluminum
- 105 FT White
- 130 Gold foil
- 131 Silver foil
- 132 Copper foil

Diffuser

Lenticular PC

Cable

Transparent

Electronic driver

220/240V Dimmable only TRIAC
100/120V Dimmable only PUSH / 1-10V

Light source

LED

FLAT 04: LED 25W

2250lm 2700K CRI>90
2500lm 3000K CRI>90

FLAT 05: LED 32W

2850lm 2700K CRI>90
3150lm 3000K CRI>90

FLAT 06: LED 38W

3420lm 2700K CRI>90
3800lm 3000K CRI>90

A

Certification

CE EAC PS E F Classe I IP20



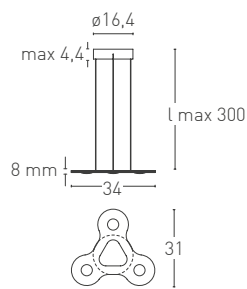
FLAT RING 3/6/12

Design VillaTosca

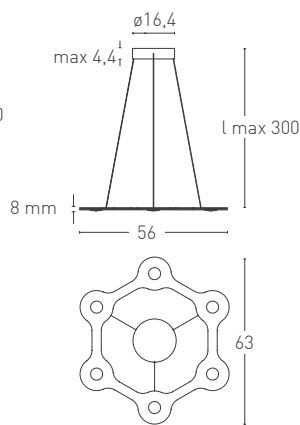
Collezione di sottili sospensioni a 3, 6 o 12 punti luce a LED disposti in circolo. La struttura, realizzata da due lamine di alluminio anodizzato naturale frapposti da uno strato di metacrilato trasparente, fornisce luce indiretta verso l'alto e luce diretta verso il basso attraverso diffusori lenticolari in policarbonato. Alimentatore dimmerabile alloggiato nel rosone. Cavi di alimentazione e sospensione trasparenti.

Collection of thin circular suspensions with 3, 6, or 12 LED light sources. The structure is composed of three thin sheets, externally natural anodized aluminum and internally methacrylate, which provides direct light downward through lenticular polycarbonate diffusers, while the methacrylate layer spreads diffusely light in the surrounding. Dimmable power supply housed in the ceiling rose. Transparent power and suspension cables.

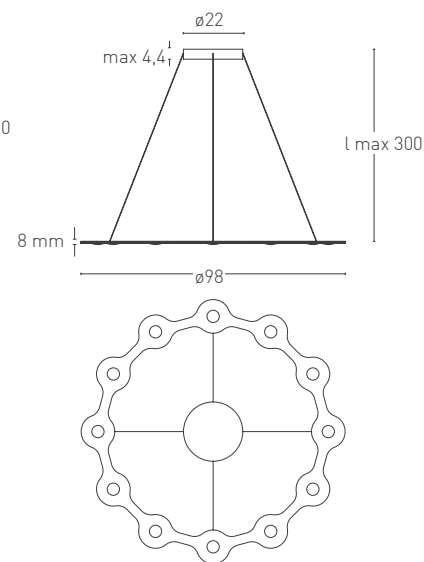
FLAT RING 3



FLAT RING 6



FLAT RING 12



Units: cm



Finishes

- 172 Natural anodized aluminum
- 105 FT White
- 130 Gold foil
- 131 Silver foil
- 132 Copper foil

Diffuser

Lenticular PC

Cable

Transparent

Electronic driver

220/240V Dimmable only TRIAC
100/120V Dimmable only PUSH / 1-10V

Light source

LED

FLAT RING 3: LED 19W
1700lm 2700K CRI>90
1890lm 3000K CRI>90

FLAT RING 6: LED 38W
3420lm 2700K CRI>90
3800lm 3000K CRI>90

FLAT RING 12: LED 76W
6800lm 2700K CRI>90
7560lm 3000K CRI>90

A

Certification

CE EAC PS E F Classe I IP20



FLAT SATURN 1/2/3

Design VillaTosca

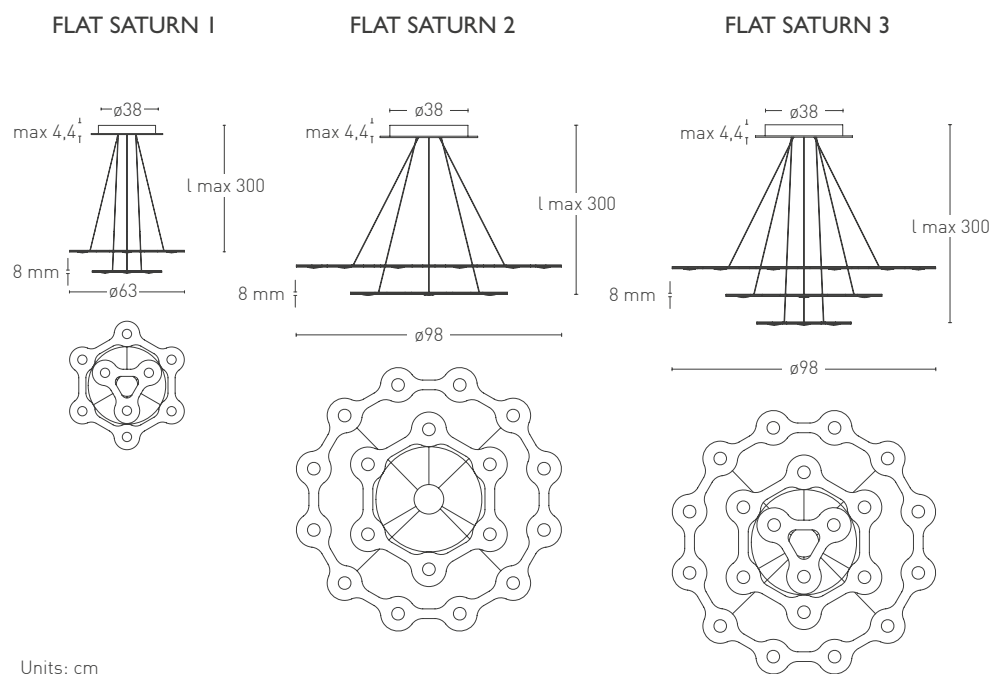
FLAT SATURN è un sistema di illuminazione che combina i modelli RING3, RING6, RING12 in un'unica sospensione. La lampada è disponibile nelle versioni a due elementi R3+R6, R6+R12 e nel modello a tre costruito combinando R3+R6+R12.

Alimentatore dimmerabile alloggiato nel rosone. Cavi di alimentazione e sospensione trasparenti.


FLAT SATURN is a lighting system which combines RING3, RING6, RING12 in one suspension. It's available in two rings versions: R3+R6 and R6+R12; and also in three rings version combining R3+R6+R12.

Dimmable power supply located in the ceiling rose.

Transparent power and suspension cables.



Units: cm



Finishes

- 172 Natural anodized aluminum
- 105 FT White
- 130 Gold foil
- 131 Silver foil
- 132 Copper foil

Diffuser

Lenticular PC

Cable

Transparent

Electronic Driver

220/240V Dimmable only TRIAC
100/120V Dimmable only PUSH / 1-10V

Light source

LED

FLAT SATURN 1: LED 57W
5100lm 2700K CRI>90
5670lm 3000K CRI>90

FLAT SATURN 2: LED 113W
10170lm 2700K CRI>90
11300lm 3000K CRI>90

FLAT SATURN 3: LED 132W
11900lm 2700K CRI>90
13323lm 3000K CRI>90

A

Certification

CE EAC PS E F Classe I IP20

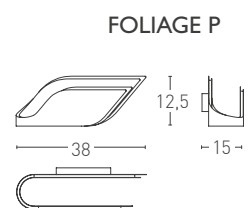
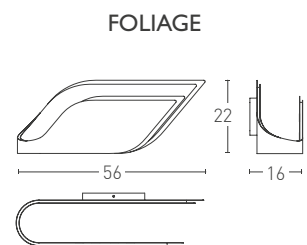


FOLIAGE / FOLIAGE P

Design Enrico Azzimonti

FOLIAGE, applique e plafoniera a sorgente LED disegnata da Enrico Azzimonti. È presentata in due misure combinabili a parete o soffitto. Disponibile nelle finiture bianco fine textured/bianco opaco, grigio sabbia fine textured/bianco opaco. Sorgente luminosa LED da 2x6W 1200lm per la versione P da 38 cm e 4x6W 2400lm per la versione da 56 cm.

FOLIAGE, wall and ceiling lamps with LED light sources designed by Enrico Azzimonti. Available in two sizes combinable as wall or ceiling lamps. Available colour combinations: fine textured white/matte white, fine textured sand grey/matt white. LED light source 2x6W 1200lm for the P version (38 cm) and 4x6W 2400lm for the 56 cm version.



Units: cm



Finishes

- 105 FT + 106
Fine textured White and Matte white
- 115R FT + 106
Fine textured Sand grey and Matte white

Electronic driver

Dimmable included TRIAC

Light source

LED

100/120V or 220/240V

FOLIAGE

LED Total power 24W
2400lm 2700K CRI>90


FOLIAGE P

LED Total power 12W
1200lm 2700K CRI>90

A

Certification

CE EAC PS E F Classe I IP20



FULLMOON / SELENE

Design VillaTosca

FULLMOON, sfera in PE bianco opaco che richiama una luminosa Luna piena. Cavo trasparente con lunghezza max 3m e rosone in ABS bianco. Possibili composizioni libere da 3, 5 e 9 sfere diverse abbinata a rosone in metallo verniciato bianco.

FULLMOON a matte white PE sphere that recalls a bright full Moon. Transparent cable max 3mt long and ceiling rose in white ABS. Freestyle compositions available with 3, 5 and 9 different size spheres combined with matte white metal ceiling roses.

SELENE, antica Dea Greca trova il suo nome in questa sfera bianco opaca PE. Grazie ad un particolare processo di lavorazione, ogni prodotto è unico nel suo genere - ricordando un paesaggio lunare. Cavo trasparente con lunghezza max 3m e rosone in ABS bianco. Possibili composizioni libere da 3, 5 e 9 sfere diverse abbinata a rosone in metallo verniciato bianco.

SELENE is an ancient Greek Goddess finding her name in this matte white PE sphere. Thanks to a special process, every product is unique - reminding a lunar landscape. Transparent cable max 3mt long and ceiling rose in white ABS. Freestyle compositions available with 3, 5 and 9 different size spheres with combined with matte white metal ceiling roses.



FULLMOON



SELENE



Finishes

○ ABS White

Diffuser

PE Polyethylene

Cable

Transparent

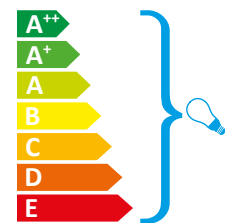
Suggested light source

220/240V E27 or 100/120V E26

 Halogen ECO 1x42W max

 ECO Fluo 1x11W max

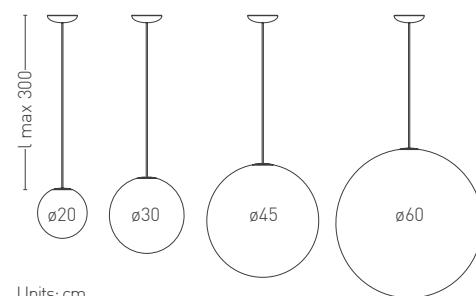
 **LED**




Certification

  IP20

FULLMOON / SELENE 20/30/45/60




Units: cm





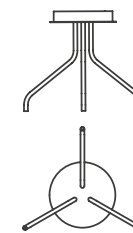
CEILING ROSE

Crea la tua sospensione! / Create your suspension lamp!



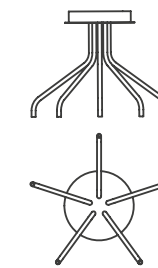
PENDANT 3

ø22 x 34



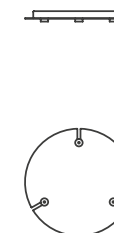
PENDANT 5

ø22 x 34



MULTI 3

ø36 x 3



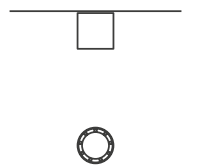
MULTI 5

ø48 x 3



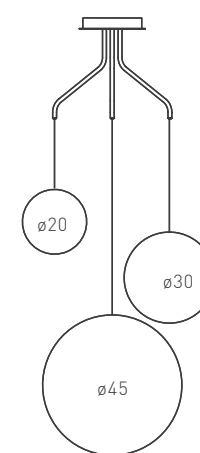
CLUSTER

ø12 x 12



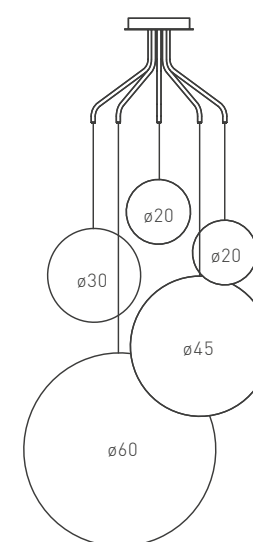
SPHERES 20/30/45/60

x3



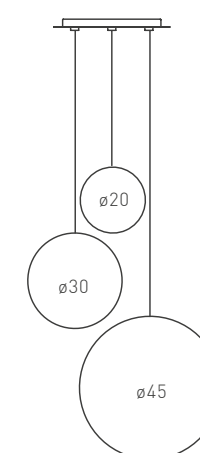
SPHERES 20/30/45/60

x5



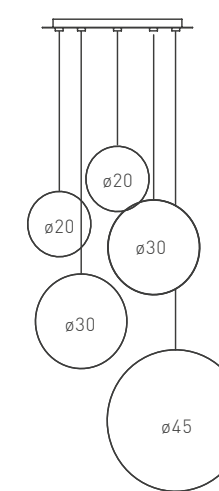
SPHERES 20/30/45/60

x3

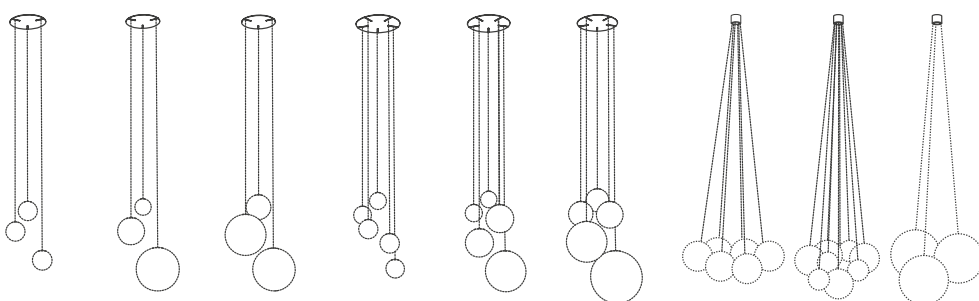
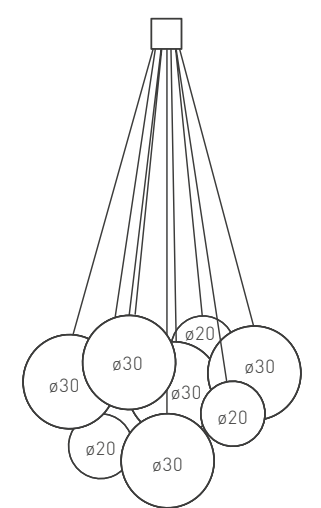


SPHERES 20/30/45/60

x5



x max 9



Composizioni suggerite create con sfere di diametro 20/30/45 cm.

Suggested compositions created with spheres of 20/30/45 cm diameter.

Crea la lampada più adeguata e armonica, avendo la possibilità di scegliere tra le collezioni: Fullmoon 20/30/45/60 e Selene 20/30/45/60. La varietà dei rosoni proposti concede la libera configurazione di sospensioni miste e di diverso diametro. Ogni lampada ha il cavo da 3m di serie, e su richiesta fino a 5m. Negli esempi riportati vengono rappresentate diverse opzioni per esprimere al meglio stile e personalità con infinite possibilità.

Create your most appropriate and harmonious chandelier, choosing among Fullmoon 20/30/45/60 and Selene 20/30/45/60 collections. The variety of ceiling rose allows a free configuration of mixed suspension with different sizes. Each lamp has a 3m cable as standard, and on request up to 5m. In the example below, various options are shown to best express style and personality.

GILLES

Design VillaTosca



GILLES

Design VillaTosca

GILLES, serie di appliques in alluminio estruso. La forma della lampada permette di avere un singolo o un doppio fascio luminoso. Sorgente LED con CRI>90, temperature colore 2700K o 3000K, dimmerabile TRIAC. Disponibile in quattro lunghezze standard: GILLES S - 14 cm, GILLES - 26 cm, GILLES L - 38 cm. Finitura in Bianco Fine Textured. Altre finiture su richiesta.

GILLES, a series of bracket lamps in extruded aluminum. Its shape provide a single or a double light beam. LED light source CRI>90, colour temperature 2700K or 3000K, dimmable TRIAC. Available in four standard lengths: GILLES S - 14 cm, GILLES - 26 cm, GILLES L - 38 cm. Finish in White Fine Textured. Other finishes upon request.



Finishes

● 105 White FT (Standard)
Other finishes on request.

Diffuser

PMMA methacrylate

Electronic driver

GILLES / S / L

Dimmable driver included TRIAC

Light source

LED

LED 100-120V or 220-240V
2700K or 3000K CRI>90


GILLES S Up 15W Down 5W 2400lm


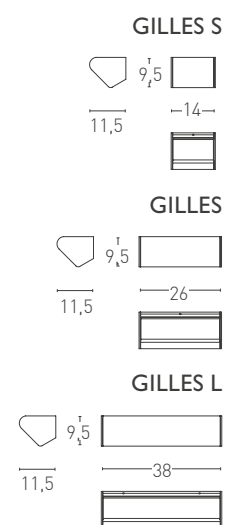
GILLES Up 30W Down 10W 4800lm

GILLES L Up 45W Down 15W 7200lm

A

Certification

CE  Classe I IP20



GRUS

Design Alberto Saggia+Valerio Sommella



UNA GRU DI LUCE

GRUS metafora geometrica degli eleganti volatili dalle lunghe zampe e di una piccola costellazione, la cui conformazione ricorda proprio la figura di una "gru" pronta a spiccare il volo, la nuova lampada da terra disegnata da Alberto Saggia e Valerio Sommella per LUMEN CENTER ITALIA.

A CRANE OF LIGHT

GRUS geometric metaphor of elegant birds with long paws and also of the homonym small constellation - named in latin Grus - whose stars seems to draw a crane ready to take off. This is the concept behind the new floor lamp designed by Alberto Saggia e Valerio Sommella for LUMEN CENTER ITALIA.

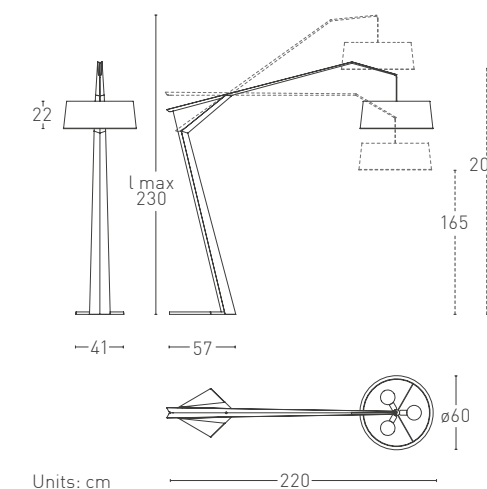
GRUS

Design Alberto Saggia+Valerio Sommella

Lampada da terra con punto luce decentrato caratterizzata da un'esile struttura geometrica realizzata in lamiera verniciata e disponibile nelle finiture grigio grafite o grigio perla. La struttura portante è divisa in due parti - una imperniata sull'altra - tenute in tensione da un cavo metallico che scorre parallelo alla struttura e fissato alla base romboidale. La regolazione della tensione del cavo consente la regolazione in altezza del grande diffusore in tessuto che nasconde la sorgente luminosa. Diffusore disponibile nelle finiture white, red wine e sage.

Floor lamp with decentralized lighting spot and with a thin geometric structure finely realized in aluminium sheet and available in graphite grey or pearl grey finishes.

The framework is composed of two parts, one pivoted on the other, fixed by a metal adjustable wire along the structure and set on the metal rhomboidal base. The adjustment of the metal wire allows height regulation of the large textile diffuser that hides the light source. Diffuser available in three colours: white, red wine and sage.



Finishes

- 115D FT Graphite grey
- 123 Pearl grey

Diffuser

- BC White
- R Red wine
- W Sage

Cable

Transparent

Dimmer

Included

Suggested light source

220/240V E27
100/120V E26

- Halogen ECO max 3x77W
- LED dimmable min 5W



Certification



HINODE LED

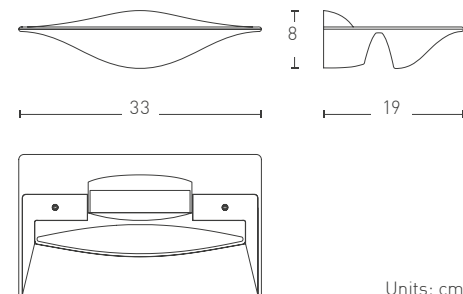
Design Setsu&Shinobu Ito

HINODE, applique in alluminio pressofuso con sorgente LED, disegnata da Setsu&Shinobu Ito. Disponibile nelle finiture: bianco opaco.

La lampada, liberamente ispirata alla luce del giorno che sorge e tramonta sulla linea dell'orizzonte, illumina generosamente verso l'alto e diffonde, attraverso una fessura nel corpo lampada, una morbida luce verso il basso.

HINODE is a wall lamp in die cast aluminum with LED, designed by Setsu&Shinobu Ito. Available in the following finishes: matte white.

The lamp, inspired by the daylight that rises and sets on the horizon line, lights generously upwards and spreads a soft light downwards through a slot in the lamp structure.



Finishes

○ 106 Matte white

Electronic driver

HINODE LED Dimmable included TRIAC

Light source **LED**


HINODE LED 100/120V or 220/240V

LED Total power 42W
3850lm 3000K CRI>90

A

Certification

CE EAC PS E F Classe I IP20



ICEGLOBE COLLECTION

Design Villa Tosca

LUCE ARTICA

ICEGLOBE è la collezione di lampade a sospensione, plafoniera, applique, terra e tavolo realizzate in policarbonato microforato con la tecnologia dello stampaggio rotazionale.

ARTIC LIGHT

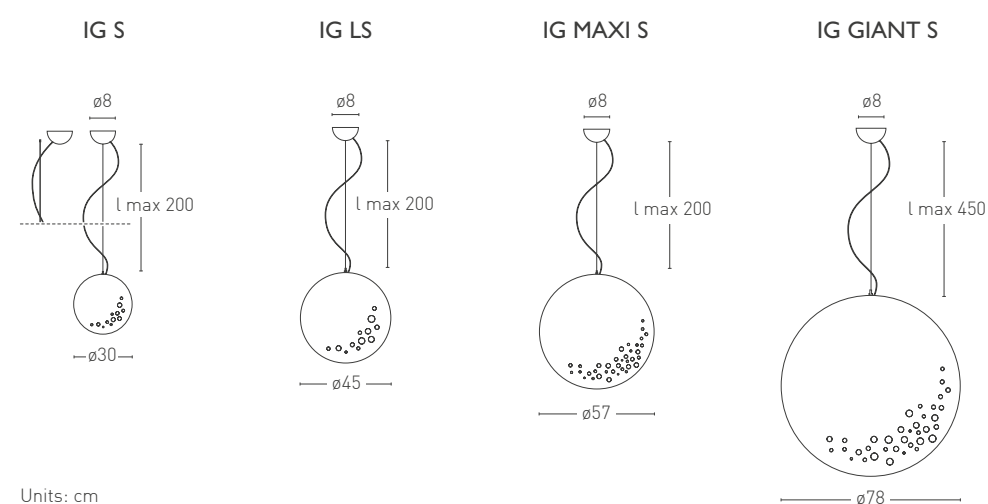
ICEGLOBE is the iconic collection of suspension, ceiling, wall, floor and table lamps made of micropunched polycarbonate by rotational molding technology.

ICEGLOBE S/LS/MAXI S

Design VillaTosca

ICEGLOBE nelle versioni a sospensione da 30, 45, 57 e 78 cm. Diffusore realizzato in policarbonato microforato autoestinguente, rosone con finitura nichel satinato. Possibilità di attacco a soffitto decentrato rispetto al rosone per i modelli: IG S, IG LS, IG MAXI S, IG GIANT S.

ICEGLOBE line for suspension lamps of 30, 45, 57 and 78 cm. Diffuser made of self-extinguishing micropunched polycarbonate, ceiling rose with a satin nickel finish. It may be mounted on the ceiling off centre with respect to the ceiling rose for the models: IG S, IG LS, IG MAXI S, IG GIANT S.



Units: cm



Finishes

- 166 Satin nickel

Diffuser

PC Polycarbonate

Cable

Transparent

Suggested light source

220/240V E27

100/120V E26

Halogen ECO

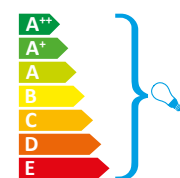
ICEGLOBE S max 1x77W

ICEGLOBE LS / MAXI S max 1x116W

ICEGLOBE GIANT S max 1x205W

ECO Fluo

LED



Certification

Classe I IP20



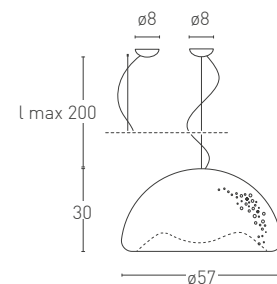
ICEGLOBE SEMI MAXI / SEMI GIANT

Design VillaTosca

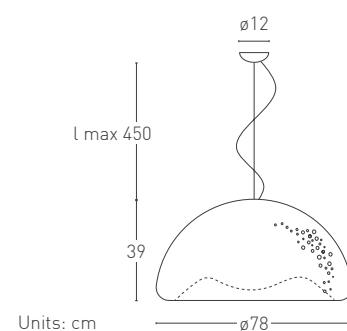
ICEGLOBE nelle versioni a semisfera a sospensione da 57 o 78 cm di diametro. Diffusore realizzato in policarbonato microforato autoestinguente, rosone con finitura nichel satinato. Possibilità di attacco a soffitto decentrato rispetto al rosone per il modello IG SEMI MAXI.

ICEGLOBE in the half-sphere suspension models with a diameter of 57 or 78 cm. Diffuser made of self-extinguishing micropunched polycarbonate, supplied with ceiling rose with a satin nickel finish. It may be mounted on the ceiling off centre with respect to the ceiling rose for IG SEMI MAXI only.

IG SEMI MAXI



IG SEMI GIANT



Finishes

- 166 Satin nickel

Diffuser

PC Polycarbonate

Cable

Transparent

Suggested light source

220/240V E27

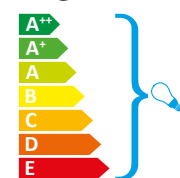
100/120V E26

Halogen ECO

ICEGLOBE SEMI MAXI max 1x116W

ICEGLOBE SEMI GIANT max 3x116W

LED



Certification

Classe I IP20




ICEGLOBE 21/21L

Design VillaTosca

ICEGLOBE nelle versioni da parete e plafone con diametro 30 o 45 cm. Diffusore realizzato in policarbonato microforato autoestinguente, attacco a muro con finitura nichel satinato.

ICEGLOBE in the wall and in the ceiling versions with a diameter of 30 cm and 45 cm. Diffuser made of self-extinguishing micropunched polycarbonate, wall holder with a satin nickel finish.



Finishes

● 166 Satin nickel

Diffuser

PC Polycarbonate

Cable

Transparent

Suggested light source

220/240V E27

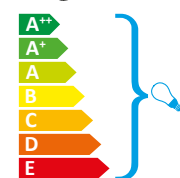
100/120V E26

 Halogen ECO

ICEGLOBE 21 max 77W

ICEGLOBE 21L max 116W

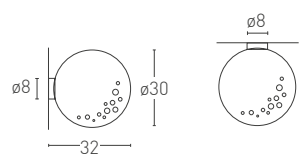
 LED



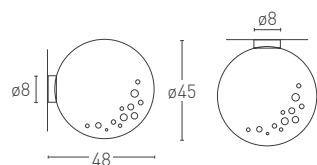
Certification

    Classe I IP20

IG 21



IG 21L



Units: cm



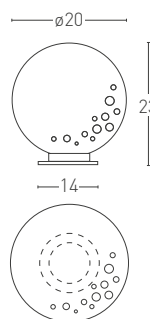
ICEGLOBE MINI 02/S/21

Design VillaTosca

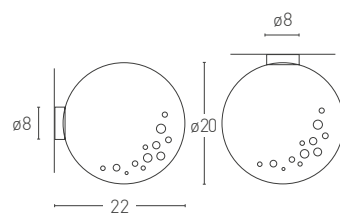
Sfera da 20 cm di diametro realizzata in polycarbonato microforato autoestinguente, declinata nelle versioni da tavolo, a parete e sospensione. Finitura dei dettagli metallici: nichel satinato.

Sphere with a diameter of 20 cm made of self-extinguishing micropunched polycarbonate, available in table, wall and suspension versions. Metal details finish: satin nickel.

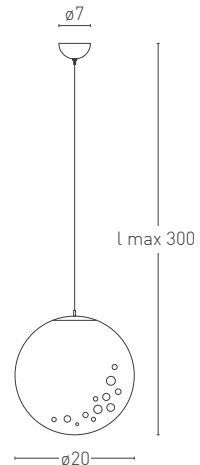
IG MINI 02



IG MINI 21



IG MINI S



Units: cm



Finishes

● 166 Satin nickel

Diffuser

PC Polycarbonate

Cable

Transparent

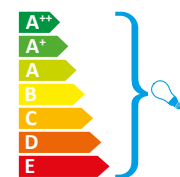
Suggested light source

220/240V E27

100/120V E26

Halogen ECO max 42W

LED



Certification

CE EAC PS E IP20

IG MINI S/21 Classe I

IG MINI 02





LUCE ARTICA

Collezioni di sospensioni in policarbonato microforato e rosone in ABS bianco opale. Disponibile anche nella versione a sospensione multipla con struttura in metallo verniciato bianco opaco.

ARTIC LIGHT

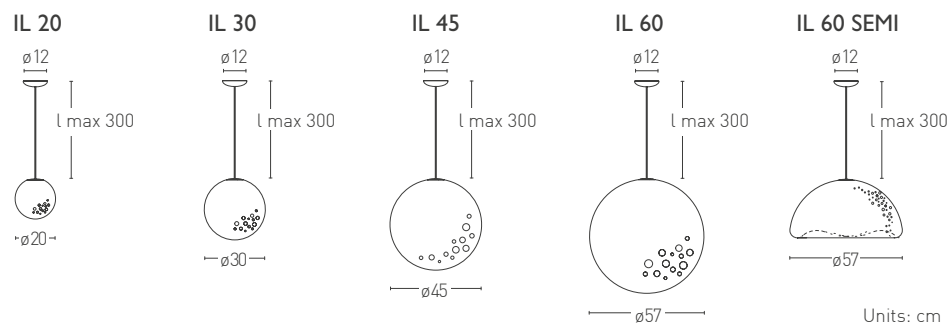
Collection of suspensions in micro-punched polycarbonate with ceiling rose in ABS opal white. Also available as multiple suspension with metal structure painted in matte white.

ICELIGHT 20/30/45/60/60 SEMI

Design VillaTosca

ICELIGHT è una collezione di lampade a sospensione che sfrutta lo stampaggio polimerico, semplice e versatile per il settore contract e grandi forniture. L'attacco a soffitto è realizzato interamente in ABS bianco opaco ed è standard per tutta la collezione. La sfera è disponibile nei diametri: 20, 30, 45, 57 cm e nella versione semi da 57 cm di diametro.

ICELIGHT is a collection of suspension lamps in polymer moulding, simple and versatile for contract and supplies sectors. The ceiling rose is entirely in matte white ABS, standard for all the collection. Sphere diameters: 20, 30, 45, 57 cm and semi version in 57 cm diameter.



Finishes

○ ABS White

Diffuser

PC Polycarbonate

Cable

Transparent

Suggested light source

220/240V E27

100/120V E26

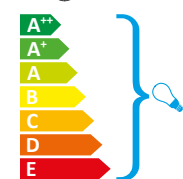
Halogen ECO

IL 20 max 42W

IL 30 max 77W

IL 45/60/60S max 116W

LED



Certification



ICELIGHT PENDANT 3/5

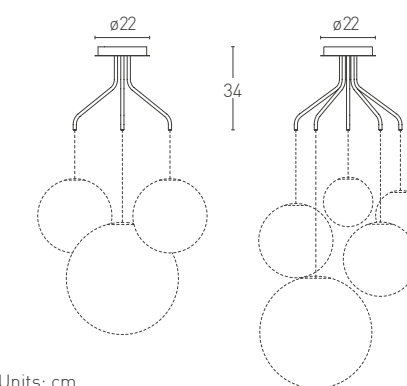
Design VillaTosca

Attacco a soffitto dotato di 3 o 5 bracci disposti a raggiera che consente la libera configurazione di sospensioni utilizzando 3 o 5 sfere a scelta tra i diametri 20, 30, 45 cm della collezione IceLight. Finitura bianco opaco.

Ray system ceiling rose with 3 or 5 arms; the lamp allows the free configuration of the suspensions settings using 3 or 5 spheres (diameters 20, 30, 45 cm) of ICELIGHT collection. Matte white finish.



IL PEN 3 IL PEN 5



Units: cm

Finishes

○ 106 Matte white

Diffuser

PC Polycarbonate

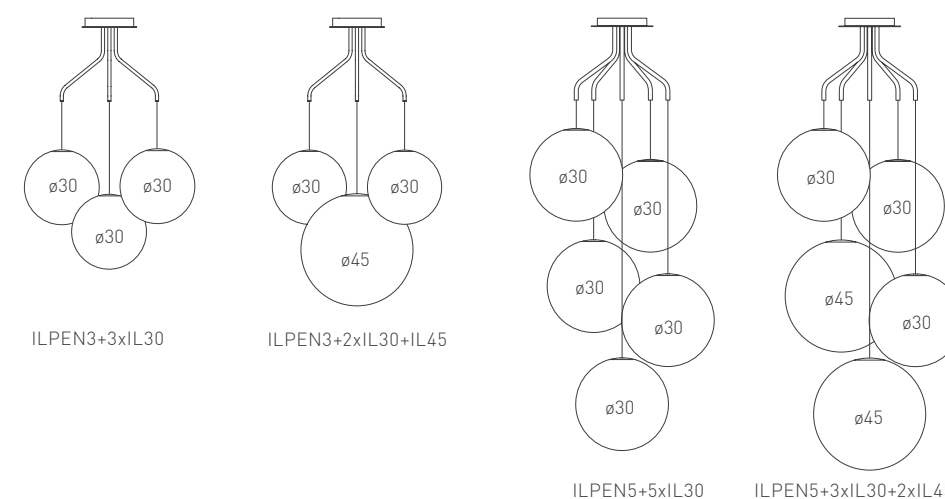
Cable

Transparent

Certification



ICELIGHT PENDANT COMPOSITION



LEAVES

Design VillaTosca

VEGETAZIONE LUMINOSA

LEAVES è una divertente collezione di sospensioni, applique e plafoniere dal colorato fogliame metallico. Le molteplici e diverse versioni si adattano perfettamente ad ambienti giovani, accoglienti e familiari. Disponibili nei colori: rosso lucido, verde chartreuse, nero lucido, bianco lucido, foglia oro e foglia argento.

LIGHTING GREENERY

LEAVES is a pleasant collection of suspension lamps, wall lamps and ceiling lamps supplied with a colored metal foliage. The various versions are perfectly suited for use in familiar, comfortable and young settings. Available in the colors: glossy red, chartreuse green, glossy black, glossy white gold/silver foil.

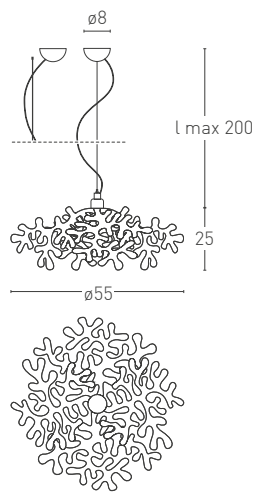
LEAVES S/21

Design VillaTosca

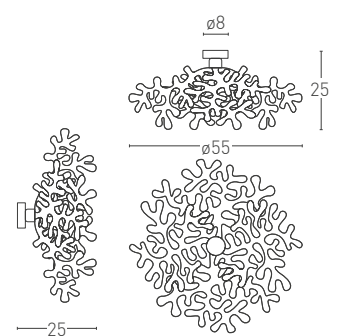
LEAVES è la più piccola versione della serie, disponibile come sospensione o applique/plafone. Realizzata in fogli di metallo tagliati a laser e successivamente modellati a mano, è disponibile nelle finiture: nero lucido, bianco lucido, verde chartreuse, rosso, foglia oro e foglia argento. Per la versione a sospensione, è possibile decentrare l'attacco a soffitto rispetto al rosone o ordinare un rosone con doppia uscita per collegare due lampade.

LEAVES is the smallest version of the collection, available as suspension or wall/ceiling lamp. Made of metal leaves shaped by hand. Available in glossy black, glossy white, chartreuse green, red, gold and silver foil finishes. The suspension lamps may be mounted on the ceiling off centre with respect to the ceiling rose alternatively a double socket ceiling rose is available to facilitate the connection of two lamps.

LEAVES S



LEAVES 21



Units: cm



Finishes

- 112 Glossy black
- 114 Glossy white
- 119 Chartreuse green
- 120 Red
- 130 Gold foil
- 131 Silver foil

Cable

Transparent

Light source

- 220/240V E27
- 100/120V E26

LEAVES S

ECO Fluo Globe ø100 mm max 24W

LED (suggested)



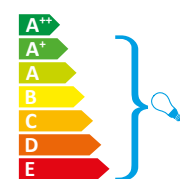
Suggested light source

- 220/240V E27
- 100/120V E26

LEAVES 21

Special Mirror Silver max 100W

LED Special Mirror Silver



Certification

CE EAC PS E F Classe I IP20




MIDILEAVES / SUPERLEAVES

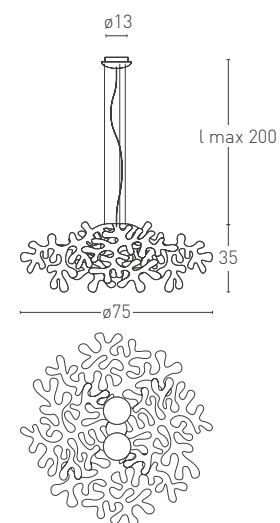
Design VillaTosca

MIDILEAVES e SUPERLEAVES sono le versioni a sospensione rispettivamente dal diametro di 75 e 105 cm. Realizzata in fogli di metallo tagliati a laser e successivamente modellati a mano, è disponibile nelle finiture: nero lucido, bianco lucido, verde chartreuse, rosso, foglia oro e foglia argento.

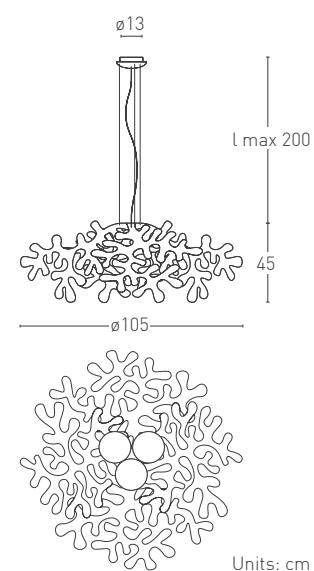
MIDILEAVES and SUPERLEAVES are the suspension versions available respectively with a diameter of 75 and 105 cm. Made of laser cut metal leaf shaped by hand, available in glossy black, glossy white, chartreuse green, red, gold and silver foil finishes.



MIDILEAVES



SUPERLEAVES



Units: cm

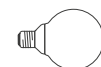


Finishes

- 112 Glossy black
- 114 Glossy white
- 119 Chartreuse green
- 120 Red
- 130 Gold foil
- 131 Silver foil

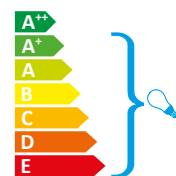
Cable

Transparent



Light source

220/240V E27
 100/120V E26
 ECO Fluo Globe ø100 mm
 MIDILEAVES max 2x24W
 SUPERLEAVES max 3x24W
 LED (suggested)



Certification

CE ENEC PS E F Classe I IP20

MAIL

Design Alberto Saggia+Valerio Sommella

CASA TAÍDE







project by
R. Oliveira &
V. M. Fernandez
Architects

IRONIA E SEMPLICITÀ

MAIL, serie di applique disegnate da Alberto Saggia e Valerio Sommella, è protagonista dell'illuminazione di Casa Taíde - l'innovativo progetto degli architetti Rui Vieira Oliveira e Vasco Manuel Fernandez realizzato a Taíde, Póvoa de Lahnoso (Portogallo) e vincitore dei premi Architizer: A+ Award 2015 Jury Winner e A+ Awards 2015 Popular Choice Winner.

IRONY AND SIMPLICITY

Mail, wall lamp series designed by Alberto Saggia and Valerio Sommella, is protagonist of Casa Taíde illumination - an innovative project by the architects Rui Vieira Oliveira and Vasco Manuel Fernandez realized in Taíde, Póvoa de Lahnoso (Portugal) and winner of Architizer awards: A+ Award 2015 Jury Winner e A+ Awards 2015 Popular Choice Winner.



MAIL / MAIL S

Design Alberto Saggia+Valerio Sommella

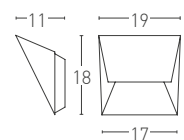
MAIL è l'ironica collezione di applique disegnata da Alberto Saggia e Valerio Sommella. In queste pagine viene presentata nella versione "regular" (l 34 cm) e "small" (l 19 cm). Entrambe forniscono luce indiretta attraverso una sorgente LED o alogena ECO Energy Saver.

MAIL e MAIL S sono disponibili in cinque diverse finiture: bianco opaco, grigio sabbia FT, foglia oro e foglia rame.

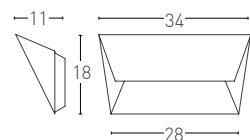
MAIL is the ironic collection of wall lamps designed by Alberto Saggia and Valerio Sommella. In these pages it is presented in its "regular" (l 34 cm) and "small" (l 19 cm) versions. They both produce indirect light using a LED system or an ECO Energy Saver halogen light source.

MAIL and MAIL S are available in five different finishes: matte white, sand grey FT, gold foil and copper foil.


MAIL S



MAIL



Units: cm



Finishes

- 106 Matte white
- 115R FT Sand grey
- 130 Gold foil
- 132 Copper foil

Electronic driver

MAIL S LED Drive included ON-OFF

MAIL LED Dimmable driver included TRIAC

Light source

LED

MAIL S LED 220/240V

LED 9,2W 780lm 3000K CRI>90

MAIL LED 100/120V or 220/240V

LED 25W 2320lm 3000K CRI>90

A

Suggested light source

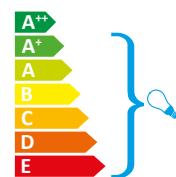
 100/240V

MAIL S G9 Halogen ECO

max 1x60W

MAIL R7s Linear Halogen ECO 114,2 mm

max 1x230W



Certification

CE ENEC PS E F IP20 Classe I



MAIL L

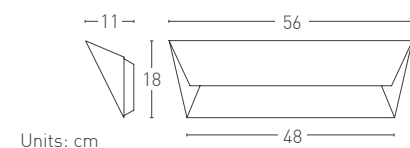
Design Alberto Saggia+Valerio Sommella

MAIL L nella versione "large" utilizza sorgenti LED. Disponibili in quattro diverse finiture: bianco opaco, grigio sabbia FT, foglia oro e foglia rame.

MAIL L in "large" version with embedded LED. Available in four different finishes: matte white, sand grey FT, gold foil and copper foil.



MAIL L



Units: cm



Finishes

- 106 Matte white
- 115R FT Sand grey
- 130 Gold foil
- 132 Copper foil

Electronic driver

Dimmable TOUCH DIM, DALI

Light source

LED

MAIL L LED

LED Total power 40W 220/240V
3765lm 3000K CRI>90

A

Certification

CE ENEC IP20 Classe I

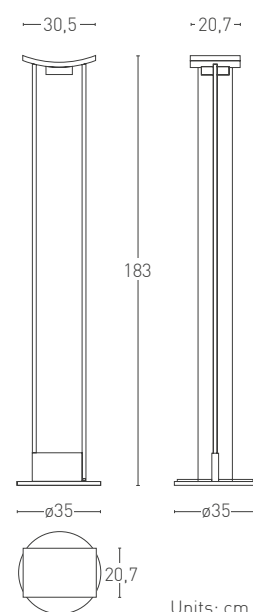
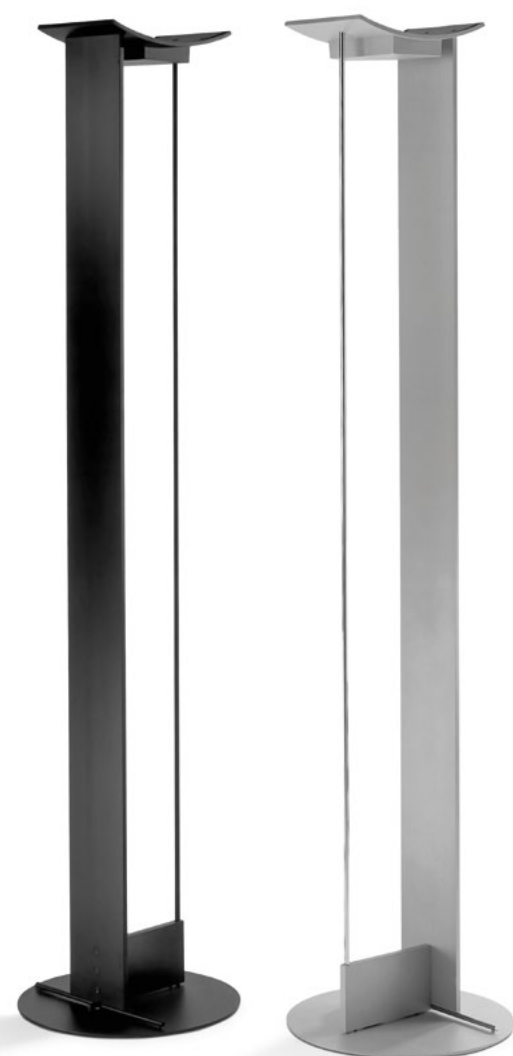


MCP LED

Design Gilles Derain, 1980/2016

Importante esemplare della collezione Classic LCI, la lampada da terra MCP (Merci Chareau Pierre) fu disegnata nel 1980 da Gilles Derain in onore del celebre architetto de "La Maison de Verre", Pierre Chareau. Realizzata in metallo laccato a polveri epossidiche, utilizza sorgenti a LED ed è dotata di regolatore di intensità luminosa. Disponibile nelle finiture nero opaco o alluminio sabbia- to con particolari cromati.

Important piece of LCI Classic collection, MCP (Merci Chareau Pierre) is a floor lamp designed by Gilles Derain in 1980 in honor of the famous architect Pierre Chareau de "La Maison de Verre". It is made of lacquered metal in epoxy powders. Light source LED and dimmer included. Available in matte black or sandblasted aluminum finishes with chrome details.



Units: cm



Finishes

- 102 Matte black
- 121 Sandblasted aluminum

Details finishes

- 150 Chrome

Cable

Black

Dimmer

Switch dimmer included

Electronic driver

Dimmable included

Light source

LED

LED 40W 100/120V or 220/240V
3120lm 3000K CRI>90



Certification

CE EAC PS E F Classe I IP20



MORGANA

Design Amedeo G. Cavalchini



MORGANA


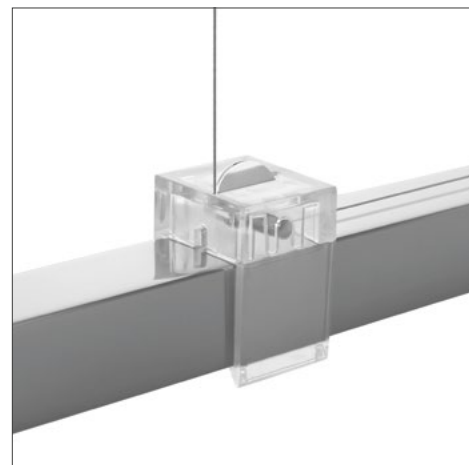
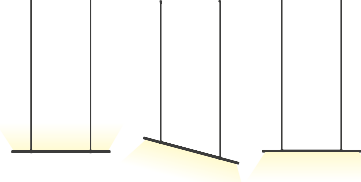
Design Amedeo G. Cavalchini

MORGANA, eclettica e sottile sospensione in alluminio estruso anodizzato naturale o nero. Diffusore in PMMA Bianco opale con fascio luminoso orientabile verso l'alto o verso il basso. Sorgente LED con temperature colore 2700K o 3000K, CRI>90.

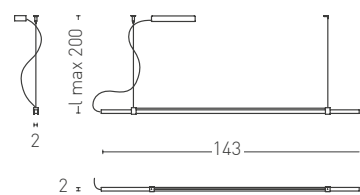
Disponibile in tre lunghezze: MORGANA S - 143 cm, MORGANA M - 176 cm, MORGANA L - 209 cm. Cavo di alimentazione trasparente. Alimentatore dimmerabile TRIAC incluso.

MORGANA, eclectic and slight suspension in natural or black anodized aluminum extruded. Opal White PMMA diffuser, light beam adjustable upward or downward. LED light source with colour temperature 2700K or 3000K, CRI>90.

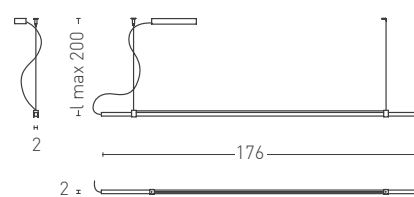
Available in three lengths: MORGANA S - 143 cm, MORGANA M - 176 cm, MORGANA L - 209 cm. Transparent power cable. Dimmable TRIAC power supply included.



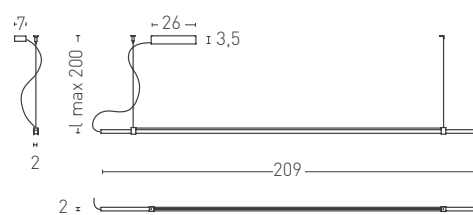
MORGANA S



MORGANA M



MORGANA L



Units: cm

Finishes

- 172 Natural anodized aluminum
- 174 Black anodized aluminum

Diffuser

PMMA methacrylate

Cable

Transparent

Electronic driver

Dimmable included TRIAC

Light source

LED

LED 100-120V or 220-240V

2700K or 3000K CRI>90

MORGANA S 28W 3360lm

MORGANA M 34W 4080lm

MORGANA L 40W 4800lm

A

Certification

CE Classe I IP20



MERLINO


Design Amedeo G. Cavalchini

MERLINO Up & Down integra e completa le sospensioni Morgana, illuminando contemporaneamente l'ambiente verso il basso e verso l'alto.

Due sottili linee di luce parallele con diffusore bianco opale in PMMA e sorgenti LED con temperature di colore 2700K e/o 3000K, CRI>90.

MERLINO Up & Down integrates and completes the Morgana suspensions, simultaneously illuminating the environment downwards and upwards.

Two thin parallel lines of light with white opal PMMA diffuser and LED sources with 2700K and / or 3000K, CRI>90 color temperatures.



Finishes

- 172 Natural anodized aluminum
- 174 Black anodized aluminum

Diffuser

PMMA methacrylate

Cable

Transparent

Electronic driver

Dimmable included TRIAC

Light source LED

LED 100-240V

2700K or 3000K CRI>90

MERLINO S 50W 4200lm

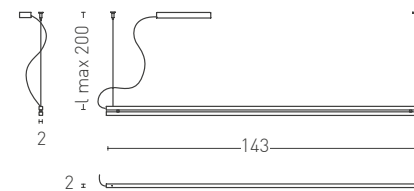
MERLINO M 60W 5400lm



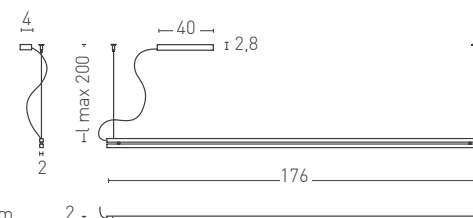
Certification

CE Classe I IP20

MERLINO S



MERLINO M



Units: cm

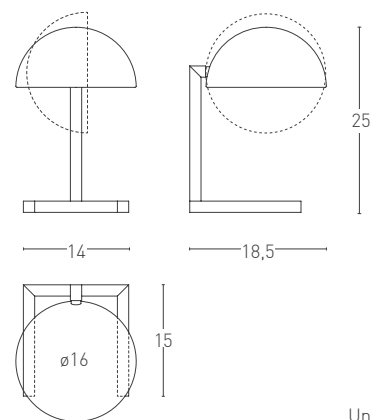



MJA LIMITED EDITION

Design Jacques Adnet, 1930

Lampada da tavolo disegnata nel 1930 da Jacques Adnet esponente di spicco del Modernismo francese e, in quegli anni, direttore de "La Compagnie des Arts Francais" in cui operarono Francois Jourdain, Charlotte Perriand e Georges Jouve. MJA (Memory of Jacques Adnet) entrò in produzione solo nel 2005; in precedenza non fu mai realizzata se non a livello di prototipo. La lampada, composta da una calotta sferica poggiata su un piedistallo dalla forma quadrangolare, è realizzata in ottone con finitura Palladio o in Oro Zecchino.

Table lamp designed in 1930 by Jacques Adnet great exponent of French Modernism. During those years he was director of "La Compagnie des Arts Francais" where Francois Jourdain, Charlotte Perriand and Georges Jouve worked too. MJA (Memory of Jacques Adnet) in production from 2005, was earlier only realized as a prototype. The lamp, with a spherical cap resting upon a quadrangular base, is made of brass with a Palladium or Gold finishes.



Units: cm



Finishes

- 160 Palladium
- 154 Gold

Cable

Transparent

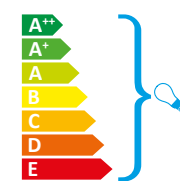
Suggested light source

220/240V E14

100/120V E12

Halogen ECO max 30W

LED



Certification



ODILE COLLECTION

Design Paolo Cappello



SEMPLICITA' ED EQUILIBRIO

Morbida e iconica collezione che unisce l'essenzialità e l'eleganza delle forme alla semplicità e all'equilibrio delle linee.

SIMPLICITY AND BALANCE

Soft and iconic collection that combines essentiality and elegance of forms to simplicity and balance of lines.

ODILE TERRA/LETTURA/PARETE

Design Paolo Cappello

La collezione si arricchisce della versione applique ODILE PARETE, terra ODILE TERRA e tavolo ODILE LETTURA.

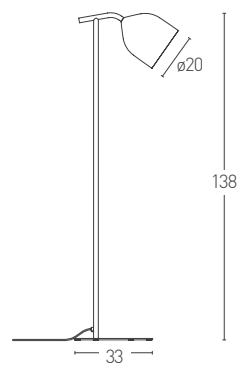
Il design pulito e i colori pastello donano una piacevole sensazione di semplicità ed equilibrio. Struttura in metallo e calotta in alluminio, verniciate a polveri epossidiche.

The collection enriches with bracket lamp ODILE PARETE, floor stand ODILE TERRA and table ODILE LETTURA versions.

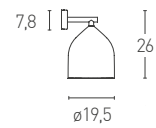
Its smart design and pastel colours give a pleasant sensation of simplicity and balance. Metal structure and aluminum shade, epoxidic powder paint finishes.



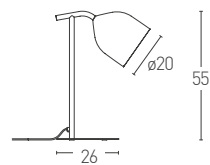
ODILE TERRA



ODILE PARETE



ODILE LETTURA



Units: cm

Finishes

- 105 FT White
- 125 FT Anthracite grey
- 126 FT Sage green
- 127 FT Senape

Cable

Transparent

Suggested light source

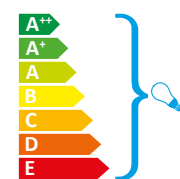
220/240V E27

100/120V E26

Halogen ECO max 57W

ECO Fluo

LED



Certification



ODILE PARETE Classe I

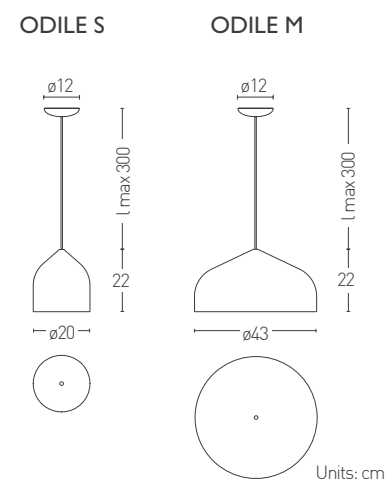


ODILE S/M

Design Paolo Cappello

Forme sussurate, linee tratteggiate con dolcezza e uno studio del colore che rende l'effetto d'insieme ancora più gentile e delicato. Le lampade a sospensione ODILE, con la loro avvolgente silhouette a campana, sono una presenza misurata e elegante nello spazio. La palette di toni pastello mat, per i modelli proposti in due dimensioni, valorizza con discrezione la purezza del design.

Whispered shapes, sweet outlines and color study make ODILE, suspension lamp, delicate and gentle. With its charming silhouette, the suspension ODILE is an elegant and chic furnishing element. The matte pastel tones palette, for the following models proposed in two dimensions, enhance with discretion the design purity.



Finishes

- 105 FT White
- 125 FT Anthracite grey
- 126 FT Sage green
- 127 FT Senape

Ceiling rose

ABS white

Cable

Transparent

Suggested light source

220/240V E27

100/120V E26

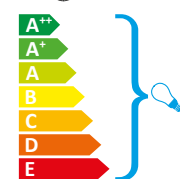
Halogen ECO

ODILE S 1x57W max

ODILE M 1x77W max

ECO Fluo

LED



Certification



ODILE PENDANT 3/5

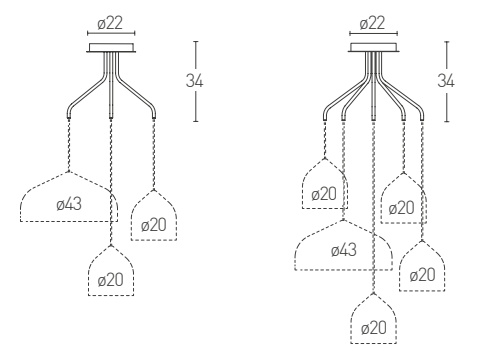
Design Paolo Cappello

Attacco al soffitto bianco opaco dotato di 3 o 5 bracci disposti a raggiera che consente la libera configurazione delle sospensioni ODILE S e M.

Matte white ceiling connection provided with 3 or 5 ray system arms that makes possible the free configuration of suspension lamps ODILE S and M.



ODILE PENDANT 3 ODILE PENDANT 5



— ø max 80 — — ø max 80 —

Units: cm



Finishes

- 105 FT White
- 125 FT Anthracite grey
- 126 FT Sage green
- 127 FT Senape

Ceiling rose

- 106 Matte white

Cable

Transparent

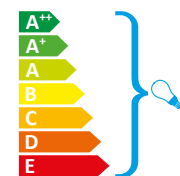
Suggested light source

220/240V E27
100/120V E26

Halogen ECO
ODILE S 1x57W max
ODILE M 1x77W max

ECO Fluo

LED



Certification



OUTLINE

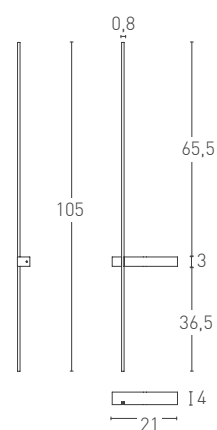

Design Francesco Murano

L'apparecchio luminoso è concepito come elemento compositivo della luce policroma proiettata sul muro. La lampada e la luce diventano affresco lumistico nello spazio, segno grafico di forte impatto visivo, capace di caratterizzare la parete e l'ambiente.

OUTLINE, sottile applique in alluminio con sorgenti LED integrate di altissima resa cromatica. Disponibile nelle versioni con luce all'estremità "Total White" e "Red Light".

The light device was created as composition element of the polychrome light projected onto the wall. Lamp and light become a fresco in the space, graphic signal for a strong visual impact, able to characterize wall and setting itself.

OUTLINE, thin aluminum wall lamp with high colour rendering LED integrated. Available in version with tail light in "Total White" and "Red Light".



Units: cm

Finishes

- 103FT Black + 172 Natural anodized
- 105FT White + 172 Natural anodized
- 129FT Red + 172 Natural anodized

Electronic driver

Included ON/OFF

Light source

LED


LED 12W + 1W Red
50/60 Hz 220/240V 1560lm 3000K CRI>90

LED 12W + 1W Total white
50/60 Hz 220/240V 1560lm 3000K CRI>90

A

Certification

CE F IP20 Classe I



PALLINO 21/21-I/S/S-I

Design VillaTosca

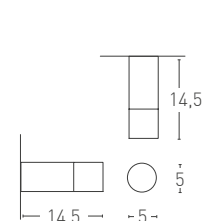
PALLINO 21 e PALLINO 21-I, piccoli punti luce da parete o soffitto. La versione 21 è dotata di alimentatore integrato nella base, mentre, la versione 21-I da incasso, può essere fornita con diversi alimentatori remoti a seconda del numero di lampade installate.

PALLINO S e PALLINO S-I, punti luce a sospensione disponibili anche nella versione ad incasso. Diffusore realizzato in metacrilato trasparente. Sorgente luminosa LED da 4,5W 430lm, 3000K, CRI>90. Finiture disponibili: bianco opaco, nero opaco e cromato.

PALLINO 21 and PALLINO 21-I are small wall or ceiling spot lights. The 21 version is equipped with an electronic driver integrated into the base, while the 21-I recessed lighting version can be provided with different remote electronic drivers according to the number of lamps installed.

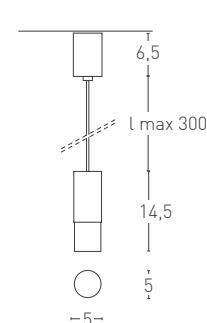
PALLINO S and PALLINO S-I are pendant spot lights also available in lighting version. Diffuser in transparent methacrylate. LED light source of 4,5W 430lm, 3000K, CRI>90. Finishes: matte white, matte black and chrome.

PALLINO 21

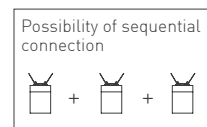
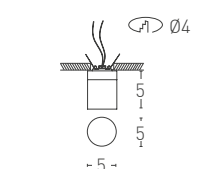


Units: cm

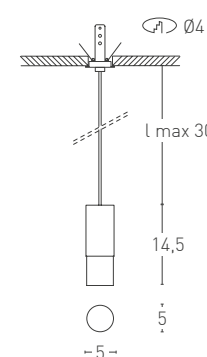
PALLINO S



PALLINO 21-I



PALLINO S-I



Finishes

- 102 Matte black
- 106 Matte white
- 150 Chrome

Diffuser

PMMA Transparent methacrylate

Cable

PALLINO S / PALLINO S-I
Transparent

Electronic driver

PALLINO 21 / PALLINO S / PALLINO S-I
Included

PALLINO 21-I
Not included (250mA 20V)

Light source

LED

LED 1x4,5W 100/240V
430lm 3000K CRI>90



Certification

CE ENEC PS E F IP20 Classe I

PALLINO 21-I



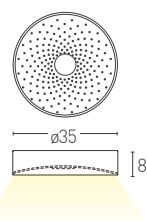
PUNTO / PUNTO P

Design VillaTosca

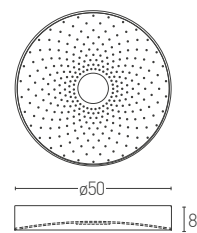
Le leggi della natura e quelle della matematica si incontrano in un corpo di luce essenziale e versatile. I delicati puntini luminosi che traspaiono dal diffusore riprendono l'affascinante spirale dei semi di girasole, di cui il matematico Fibonacci aveva colto il ritmo numerico. La forma a cerchio della plafoniera viene ripresa dal punto centrale. Più plafoniere disposte in libertà sbocciano sul soffitto come eleganti fiori geometrici.

Laws of nature and mathematics meet in an essential and versatile body of light. The soft light small spots that shine from the diffuser remind the fascinating spiral of sunflower seeds that the mathematician Fibonacci studied and discovered numerical rhythm behind it. The circle shape of the ceiling lamp is recalled in the central point. Several ceiling spots create on wall elegant geometric flowers shadows.

PUNTO P



PUNTO



Units: cm



Finishes

- 105 FT White
- 115R FT Sand grey
- 125 FT Anthracite grey

Diffuser

PMMAD methacrylate diffuser

Electronic driver

Dimmable included TRIAC

Light source

LED

LED Total power
100/120V or 220/240V 3000K CRI>90

PUNTO P 21W 2700lm

PUNTO 33W 4300lm

A

Certification

CE EAC PS E F IP20 Classe I



QUADRO VII

Design Jacques Adnet, 1929



QUADRO

85 anni fa Jacques Adnet progetta Quadro. Una lampada che riflette le idee e lo stile delle correnti razionaliste degli anni '30. La lampada entra nel catalogo di Lumen Center France negli anni '70, e, successivamente, di Lumen Center Italia, rimanendovi senza interruzioni fino ad oggi.

QUADRO

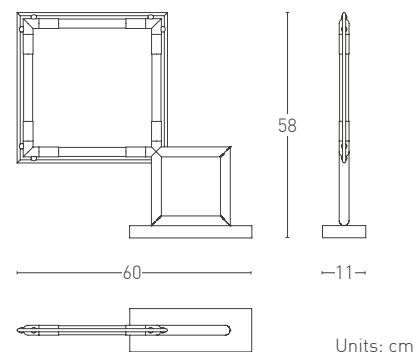
85 years ago Jacques Adnet designed "Quadro". This is a lamp that reflects the ideals and style of the rationalist tendencies of the Thirties. The lamp became part of the Lumen Center France catalogue in the Seventies and subsequently that of Lumen Center Italy where it has remained ever since without interruption.

QUADRO VII (RE-EDITION 2014)


Design Jacques Adnet, 1929/2014

Lampada da tavolo icona della collezione Classic LCI disegnata nel 1929 da Jacques Adnet esponente di spicco del Modernismo francese e, in quegli anni, direttore de "La Compagnie des Arts Francais" in cui operarono Francois Jourdain, Charlotte Perriand e Georges Jouve. QUADRO, da sempre a catalogo LCI, fu realizzata su decisione dell'allora direttore artistico Gilles Derain, tra i primi estimatori e studiosi dei movimenti modernisti francesi. La lampada è realizzata in tubolare d'ottone con placcatura elettrolitica in Palladio o in Oro Zecchino. Diffusori in resina acrilica sabbata. Base in marmo nero Marquina e marmo bianco di Carrara, cavo elettrico in tessuto nero. Pulsante di accensione con regolatore di intensità luminosa. Sorgenti luminose LED integrate.

Table lamp, icon of the Classic Collection LCI, designed in 1929 by Jacques Adnet great exponent of French Modernism and director of the "La Compagnie des Arts Francais" where Francois Jourdain, Charlotte Perriand and Georges Jouve also served. QUADRO, since ever in LCI catalogue, was built upon a decision by Gilles Derain, LCI Art Director at that time and one of the French modernist movements estimators. The lamp is made with a tube shaped structure in brass with electrolytic plating in Palladium or Gold. Diffusers in sand acrylic resin. Base in black Marquina marble or white Carrara marble and electric cable in black fabric. Dimmable power-button. Embedded LED light sources.



Units: cm



Finishes

- 160 Palladium + ● Black Marquina
- 154 Gold + ○ White Carrara

Diffuser

RA acrylic resin

Cable

Black fabric

Electronic driver

Dimmable included

Light source

LED

LED 110/240V 8x2W
2000lm 2700K CRI>90

A

Certification

CE EAC PS E F IP20

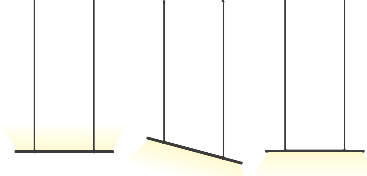


SIBYLLA BT S/M/L

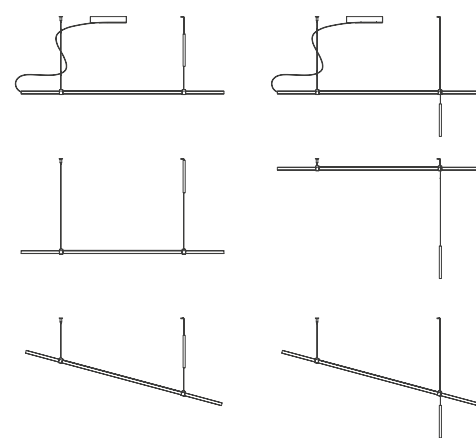
Design Amedeo G. Cavalchini

Con la sua forma allungata, una semplice barra in alluminio regolabile in altezza, SIBYLLA BT esprime la punta avanzata nella ricerca del light design. La sofisticata tecnologia dei LED a luce dinamica permette di controllare non solo l'intensità, ma anche la temperatura colore della luce. Tramite LCI Light App si può passare liberamente da 2700 gradi Kelvin, che corrispondono alla luce del sole poco prima del tramonto, a 6300 gradi Kelvin, con un effetto sole in pieno giorno. A tre diverse lunghezze 143 cm, 176 cm e 209 cm, SIBYLLA BT crea scenografie luminose sempre nuove anche grazie al sistema saliscendi che ne varia la distanza dal soffitto e dalla superficie che illumina.

With its long shape, a simple height-adjustable aluminum bar, SIBYLLA BT is master level in light design research. The sophisticated technology of dynamic LED light allows the control of intensity but also the colour temperature of light. Via LCI Light App you can freely switch from 2700 Kelvin, which corresponds to sunlight just before sunset, to 6300 Kelvin, full daylight. With three different lengths 143 cm, 176 cm and 209 cm, SIBYLLA BT always creates new lights sceneries thanks to the latch system that lead to change the distance from the ceiling and from the lighted up surface.



SET-UP MODALITIES



Finishes

- 172 Natural anodized aluminum
- 174 Black anodized aluminum

Diffuser

PMMA methacrylate

Clips

Black plastic or transparent plastic

Counterweight cylinder

- 150 Chrome

Ceiling rose

- 150 Chrome

Cable

Black with steel stop and steel wire

Electronic driver

Two-channel dimmer included
Control with (Bluetooth) application for
Android and iOS Systems.

Light source

LED

LED 100/240V

Dinamic White Control DWC

DWC 2700/6300K CRI>90

SIBYLLA BT S 24W 2800lm

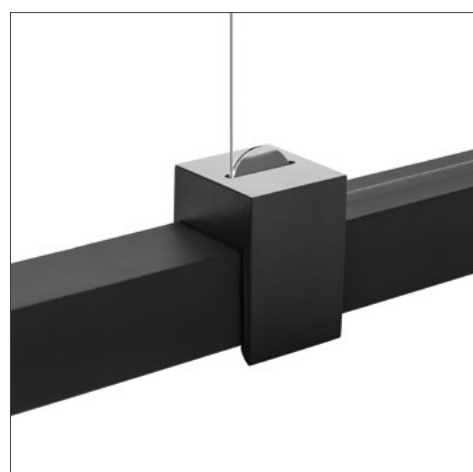
SIBYLLA BT M 30W 3500lm

SIBYLLA BT L 36W 4200lm

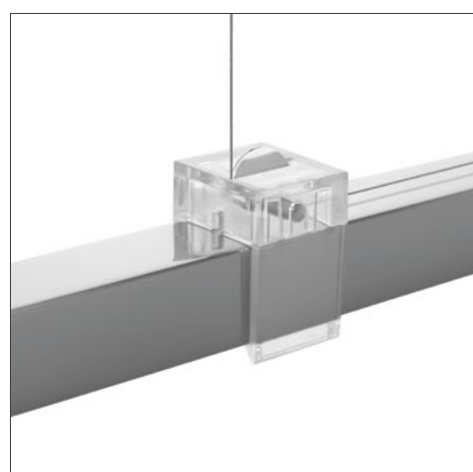
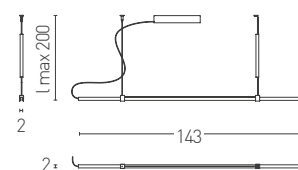


Certification

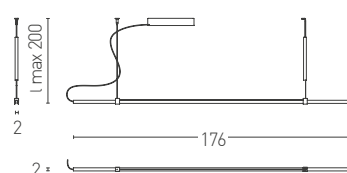
CE EAC PS E F IP20 Classe I



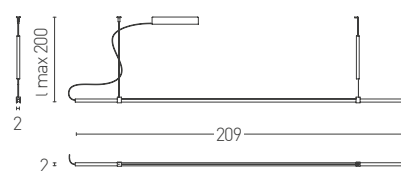
SIBYLLA BT S



SIBYLLA BT M



SIBYLLA BT L



Units: cm

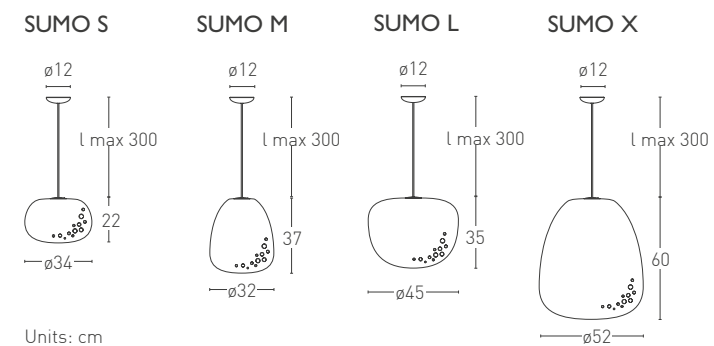


SUMO S/M/L/X

Design VillaTosca

Sospensioni in policarbonato microforato, realizzate in tre forme e 4 differenti diametri. Rosone realizzato in ABS bianco opaco.

Suspension lamps in micropunched polycarbonate, three sizes and 4 different diameters. Ceiling rose in matte white ABS.



Finishes

○ ABS White

Diffuser

PC Polycarbonate

Cable

Transparent

Suggested light source

220/240V E27

100/120V E26

LED

SUMO S

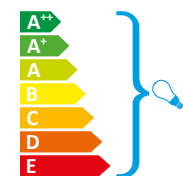
Halogen ECO max 1x77W

ECO Fluo

SUMO M/L/X

Halogen ECO max 116W

ECO Fluo



Certification

CE EAC PS E IP20




SUMO 21/M21/L21

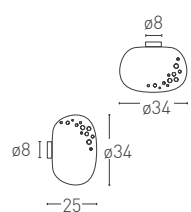
Design VillaTosca

Applique e plafoniere in policarbonato microforato. Attacco realizzato in metallo verniciato bianco opaco.

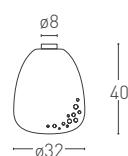
Wall and ceiling lamps in micropunched polycarbonate. Metal frame is powder coated in matte white.



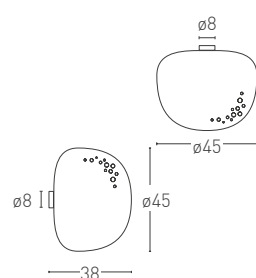
SUMO 21



SUMO M21



SUMO L21



Units: cm



Finishes

- 106 Matte white

Diffuser

PC Polycarbonate

Suggested light source

220/240V E27

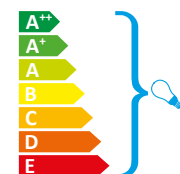
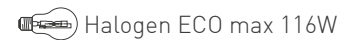
100/120V E26



SUMO 21



SUMO M21/L21



Certification



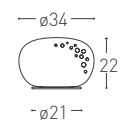
SUMO 02/M02/L02/X02

Design VillaTosca

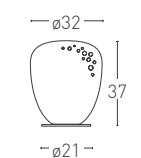
Lampade da tavolo realizzate in policarbonato microforato. Base realizzata in metallo verniciato bianco opaco. Regolatore di intensità luminosa incluso.

Table lamps in micropunched polycarbonate. Metal frame is powder coated in matte white. Dimmer included.

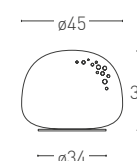
SUMO 02



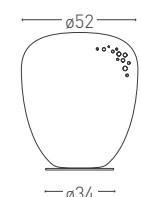
SUMO M02



SUMO L02



SUMO X02



Units: cm



Finishes

- 106 Matte white

Diffuser

PC Polycarbonate

Dimmer

SUMO L02 / X02 Included

Suggested light source

220/240V E27

100/120V E26

SUMO 02/M02

Halogen ECO max 77W

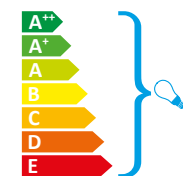
ECO Fluo

LED

SUMO L02/X02

Halogen ECO max 77W

LED dimmable min 5W



Certification



TAKÉ PLUS COLLECTION

Design VillaTosca

ECOSISTEMI DI LUCE

TAKÉ PLUS è la linea di lampade, a sorgente luminosa LED, caratterizzata dalla grande flessibilità d'uso e personalità estetica. Grazie ad un progetto che ne ottimizza assemblaggio e processo produttivo, sono nate sette diverse tipologie di prodotto in grado di rispondere alle diverse esigenze di illuminazione sia di ambienti domestici che di grandi spazi retail o di intrattenimento, garantendo sempre un elevato standard di qualità della luce.

Le versioni da Terra (da 04 a 06) e S&P, vengono fornite con i nuovi driver a controllo della dimmerazione diretta tramite pulsante integrato nell'alimentatore o tramite App per sistemi operativi iOS e Android.

Le versioni a Sospensione sono previste con accensione on-off, a richiesta dimmer integrato nell'alimentatore con controllo della funzione PUSH o tramite App per sistemi operativi iOS e Android.

LIGHT ECOSYSTEM

TAKÉ PLUS is the lamp collection equipped with LED light sources, characterized by a great versatility and personality. Thanks to a process that optimizes assembly and productive process, this collection has built up seven different types of products to meet the diverse needs of lighting: from the most intimate spaces of home, to major retail and entertainment spaces, always ensuring a high standard of quality of light.

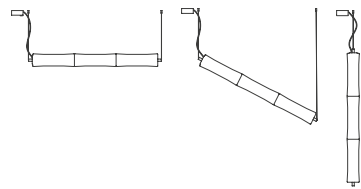
In standard equipment for ground versions (from 04 to 06) and S&P, new drivers with direct control of dimming via dimmer or via App for iOS and Android operating systems. The suspension version are provided with on-off switch, by request integrated dimmer in the power supply with control of PUSH function or via App for iOS and Android operating systems.

TAKÉ PLUS S3/S4/S5/S6

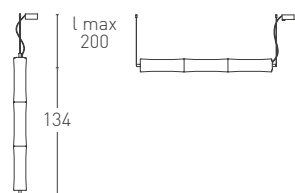
Design VillaTosca

TAKÉ PLUS BT ON/OFF si declina nelle versioni a sospensione da 3 fino a 6 elementi. Gli attacchi forniti consentono di realizzare versioni in orizzontale, verticale o obliquo. A seconda del numero di elementi, varia la potenza luminosa dei circuiti LED utilizzati. La temperatura di colore dei LED utilizzati è 3000K. Il diffusore è realizzato in PE bianco opale. La finitura delle parti metalliche è bianco opaco o cromato. Accensione ON-OFF, a richiesta dimmer integrato nell'alimentatore con controllo della funzione PUSH o tramite LCI Light App per sistemi operativi iOS e Android.

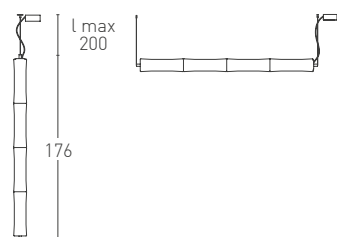
TAKÉ PLUS BT ON/OFF extends its versions from 3 up to 6 sections suspension lamps. The supplied ceiling holders allow you to make a horizontal, vertical or oblique lamp mounting. According to the number of elements, the light power of the LED strips varies. The colour temperature of the LED is 3000K. The diffuser is made in opal white PE. The metal parts finish is matte white or chrome. ON-OFF switch and upon request integrated dimmer in the power supply with control of PUSH function or via LCI Light App for iOS and Android operating systems.



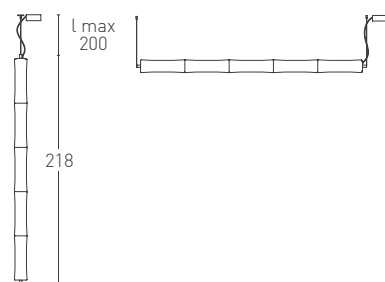
TAKÉ PLUS S3



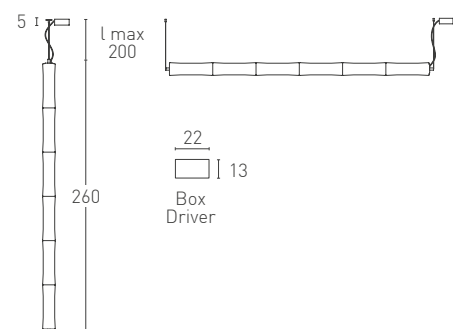
TAKÉ PLUS S4



TAKÉ PLUS S5



TAKÉ PLUS S6



Finishes

- 106 Matte white
- 150 Chrome

Diffuser

PE Polyethylene opal white

Cable

Transparent

Electronic driver

Standard version ON / OFF or Dimmer included by request for BT version (Bluetooth) application for Android and iOS Systems

Light source LED

- LED** 100/240V
- TAKÉ PLUS S3** 48W
3300lm 3000K CRI>90
- TAKÉ PLUS S4** 64W
4400lm 3000K CRI>90
- TAKÉ PLUS S5** 80W
5500lm 3000K CRI>90
- TAKÉ PLUS S6** 96W
6600lm 3000K CRI>90



Certification



TAKÉ PLUS BT 04/05/06

Design VillaTosca

Lampade da terra, disponibili in tre differenti altezze a seconda degli elementi utilizzati (4, 5 o 6). Dotata di regolatore di intensità luminosa, la lampada diffonde una luce intensa e uniforme lungo tutto il diffusore realizzato in PE bianco opale. Ogni elemento utilizza una sorgente luminosa LED da 16W a temperatura colore prossimale di 3000K.

In dotazione standard nuovi driver con controllo della dimmerazione diretta tramite dimmer a pedale o tramite App per sistemi operativi iOS e Android.

La base e il dimmer a pedale sono di metallo e disponibili in finitura bianco opaco o cromato.

Floor lamp in three different heights according to the used sections (4, 5 or 6). The lamp - equipped with a lighting dimmer - diffuses an intense and uniform light along the whole diffuser made of opal white PE. Each module has a 16W LED lighting source with 3000K colour temperature.

In standard equipment new drivers with direct control of dimming via pedal dimmer or via App for iOS and Android operating systems.

The base and the pedal dimmer are made of metal and available in matte white or chrome finish.



Finishes

- 106 Matte white
- 150 Chrome

Diffuser

PE polyethylene opal white

Cable

Transparent

Electronic driver

Dimmable included

Dimmer

Pedal dimmer and Bluetooth control App for Android and iOS systems

Light source

LED

LED 100/240V

TAKÉ PLUS BT 04 64W
4400lm 3000K CRII>90

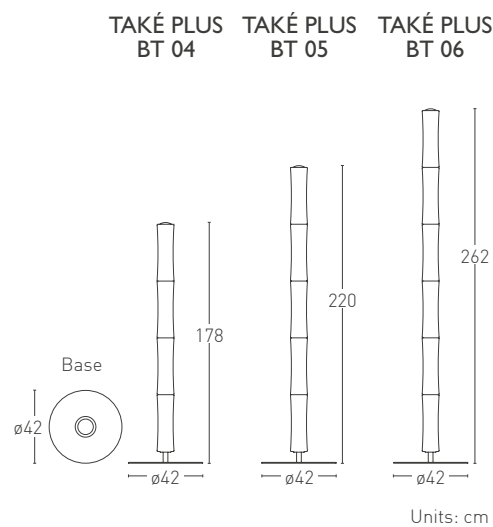
TAKÉ PLUS BT 05 80W
5500lm 3000K CRII>90

TAKÉ PLUS BT 06 96W
6600lm 3000K CRII>90

A

Certification

CE EAC PS E F Classe I IP20



TAKÉ PLUS BT S&P 04/05/06

Design VillaTosca

TAKÉ PLUS BT S&P è una particolare versione soffitto-pavimento che ottimizza lo spazio necessario al collocamento della lampada. Il punto di ancoraggio è a soffitto e viene alimentata tramite una normale presa elettrica a parete. È disponibile a 4, 5 o 6 moduli. È dotata di variatore di intensità luminosa e fornisce una luce uniforme lungo tutto l'elemento diffusore grazie alla particolare tecnologia LED utilizzata.

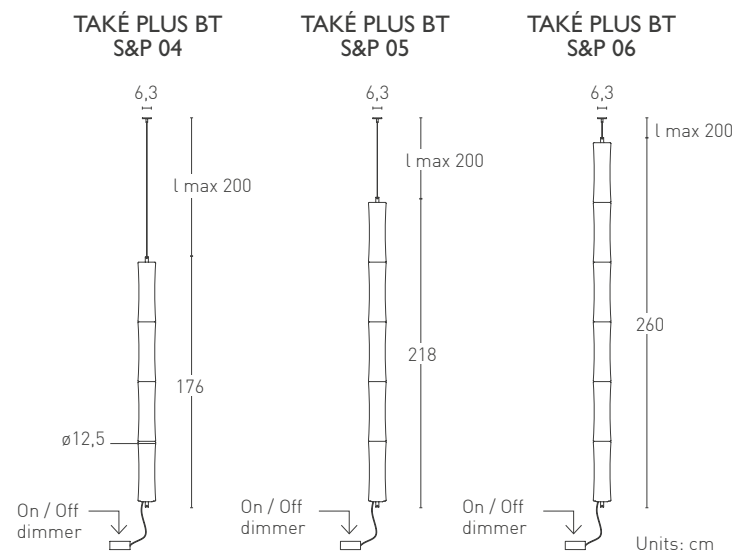
In dotazione standard nuovi driver con controllo della dimmerazione diretta tramite dimmer a pedale o tramite App per sistemi operativi iOS e Android.

Dimmer a pedale e parti metalliche sono disponibili in bianco opaco o cromato.

TAKÉ PLUS BT S&P is a unique ceiling-floor version that optimizes the available space to collocate the lamp. The anchoring point is on the ceiling and it is powered through a normal electric wall socket. It is available with 4, 5 or 6 sections. It is equipped with a dimmer and gives a uniform light along the whole diffuser thanks to its particular LED technology.

In standard equipment new drivers with direct control of dimming via pedal dimmer or via App for iOS and Android operating systems.

Pedal dimmer and metal parts are available in matte white or chrome.



Finishes

- 106 Matte white
- 150 Chrome

Diffuser

PE Polyethylene opal white

Cable

Transparent

Electronic driver

Dimmable included

Dimmer

Pedal dimmer and Bluetooth control App for Android and iOS systems

Light source

LED

LED 100/240V

TAKÉ PLUS BT S&P 04 64W
4400lm 3000K CRI>90

TAKÉ PLUS BT S&P 05 80W
5500lm 3000K CRI>90

TAKÉ PLUS BT S&P 06 96W
6600lm 3000K CRI>90

A

Certification

CE EAC PS E F Classe I IP20



TAKÉ OPEN AIR 03/10/11/21

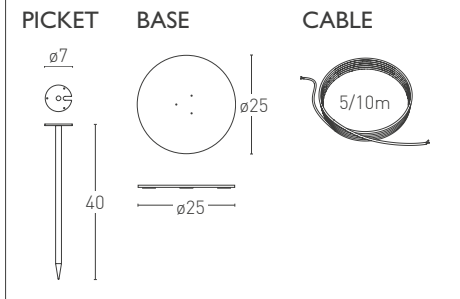
Design VillaTosca

TAKÉ OPEN AIR è il sistema di illuminazione per esterni con sistema di ancoraggio al terreno personalizzabile. La lampada può essere appoggiata al terreno con l'accessorio base o tramite l'accessorio picchetto - PICKET.

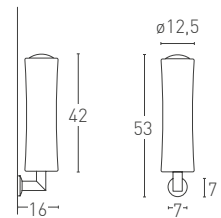
È disponibile per parete e in tre diverse altezze.

TAKÉ OPEN AIR is an outdoor lighting system with possibility of customized ground anchoring. The lamp can be placed in the ground using the steel base or the picket. It is available for wall bracket and in three different heights.

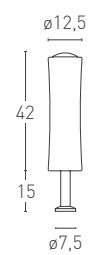
Accessories for 03/10/11



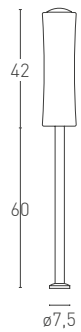
TAKÉ OPEN AIR 21



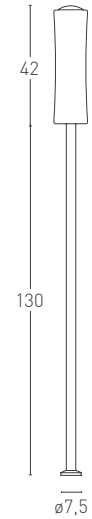
TAKÉ OPEN AIR 03



TAKÉ OPEN AIR 10



TAKÉ OPEN AIR 11



Units: cm



Finishes

- 173 Dark brown (outdoor use)

Diffuser

PE Polyethylene opal white

Cable

5/10 m on demand

Suggested light source

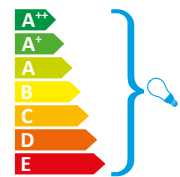
220/240V E27

100/120V E26

Halogen ECO max 57W

ECO Fluo

LED



Certification

CE EAC PS E F Classe I IP54



TORCHÉRE LED

Design Gilles Derain, 1984/2016

TORCHÉRE, in versione a LED, lampada da parete con attacco a terra. Struttura realizzata in metallo. Disponibile nelle finiture: acciaio inox lucido, acciaio inox satinato, nero opaco e grigio sabbia FT. Regolatore di intensità incluso.

TORCHÉRE LED version, wall lamp with floor socket. Metal structure. Available finishes: polished inox, satin inox, matte black and sand grey FT. Dimmer included.



Finishes

- 102 Matte black
- 115R FT Sand grey
- 155 Polished inox
- 165 Satin inox

Cable

Black

Electronic driver

Dimmable included

Dimmer

Switch dimmer included

Light source

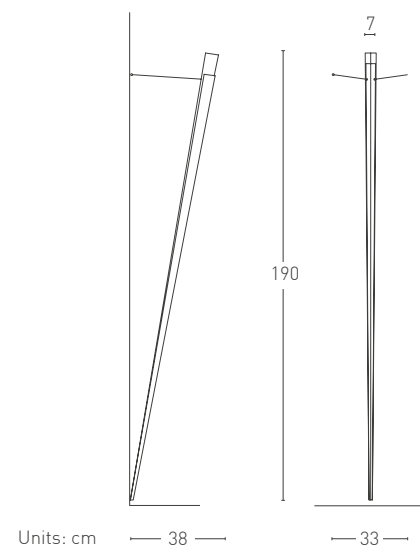
LED

LED 28W 100/240V
2845lm 3000K CRI>90


A

Certification

CE EAC PS E F Classe I IP20



Units: cm

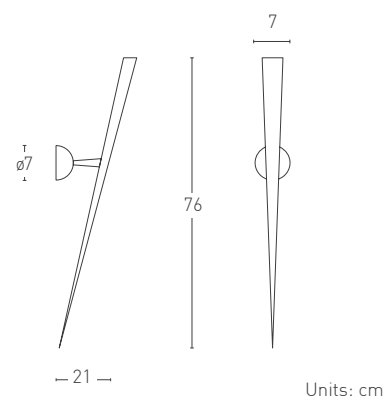


TRYLON LED

Design Gilles Derain, 1987

TRYLON, applique disegnata da Gilles Derain nel 1987 realizzata in metallo e disponibile nelle finiture: nero opaco, grigio sabbia FT, cromo e inox satinato.

TRYLON, bracket lamp designed by Gilles Derain in 1987 in metal and available in these finishes: matte black, sand grey FT, chrome and satin inox.



Finishes

- 102 Matte black
- 115R FT Sand grey
- 150 Chrome
- 165 Satin inox

Electronic driver

LED Dimmable TRIAC

Light source

LED

LED 8W 100/120V or 220/240V
540lm 2700K CRI>90



Certification

CE ENEC PS E F IP20 Classe I

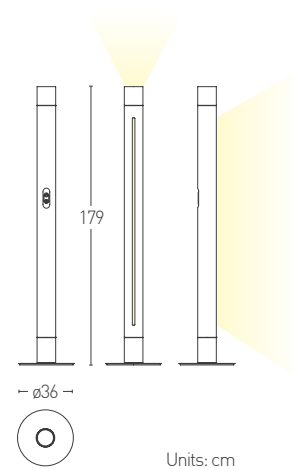


VENDÔME

Design VillaTosca

Un monolite cilindrico in legno e metallo dalle diverse finiture di 179 cm di altezza. Luce indiretta da atmosfera attraverso la striscia di luce verticale inserita lungo il fusto in legno e luce più potente posizionata nella sua sommità e rivolta verso l'alto rendono VENDÔME una lampada flessibile nell'uso e ricercata nelle soluzioni. La morbidezza e il colore del legno opposta alla durezza del metallo ne fanno un oggetto di arredo facilmente integrabile in molte tipologie stilistiche.

A cylindrical monolith of 179 cm in height in wood and metal by various finishes. The vertical light strip inserted along the wooden frame to create a warmer atmosphere and more powerful light positioned in its top facing upward make VENDÔME a flexible lamp in use and refined in the solutions. The softness and colour of the wood opposite to the hardness of the metal make Vendome an object that can be easily integrated into many stylistic decor types.



Finishes

- LR Oak + ● 176 Bronzed brass
- LRN Black Oak + ● 177 Copper plated brass

Diffuser

PMMA methacrylate diffuser

Electronic driver

Dimmable included

Cable

Black fabric

Light source

LED

UP **LED** 100/120V light indirect 36W
3500lm 2700K CRI>90

UP **LED** 220/240V light indirect 50W
4800lm 2700K CRI>90

BACK **LED** 100/240V light diffused 24W
2160lm 3000K CRI>90

A

Certification

CE EAC PS E F IP20



VICTORY LED

Design Artoff, 1984/2016

Lampada da terra, design Artoff del 1984. Il simbolo "V" come segno di vittoria. La grafica essenziale e l'armoniosa parabola orientabile, evocano il ricordo di un antico trofeo. Dotata di regolatore di intensità luminosa è disponibile nelle finiture: nero opaco, alluminio sabbiato, ottone lucido e cromo.

Floor lamp, designed by Artoff in 1984. The symbol "V" as a sign of victory. The essential graphics and harmonious adjustable reflector recall the memory of an ancient trophy. Dimmer included, it is available in the following finishes: matte black, sandblasted aluminum, polished brass and chrome.



Finishes

- 102 Matte black
- 121 Sandblasted aluminum
- 150 Chrome
- 153 Polished brass

Cable

Black

Electronic driver

Dimmable included

Dimmer

Switch dimmer included

Light source

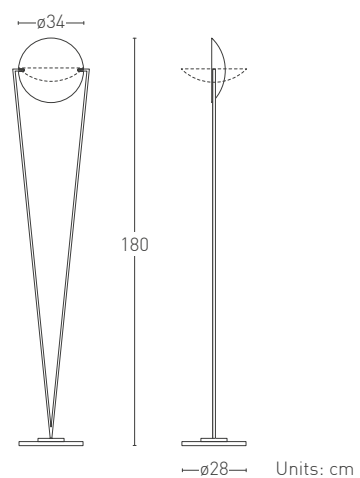

LED

LED 30W 100/120V or 220/240V
2310lm 3000K CRI>90

A

Certification

CE EAC PS E F Classe I IP20

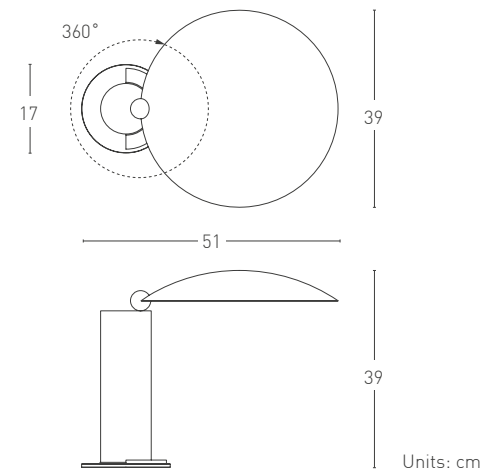


WASHINGTON LED

Design Jean-Michel Wilmotte, 1983/2015

Disegnata nel 1983 dall'architetto francese Jean-Michel Wilmotte per l'Ambasciata Francese di Washington DC, da sempre celebra l'eleganza istituzionale della Collezione Classic Lumen Center Italia. Realizzata in metallo cromato o laccato con polveri epossidiche.

Designed in 1983 by the French architect Jean-Michel Wilmotte for the French Embassy in Washington DC. It keeps on celebrating the institutional elegance of the Classic Collection of Lumen Center Italia. Made in chrome metal or in lacquered metal with epoxy powders.



Finishes

- 102 Matte black
- 150 Chrome

Cable

Black fabric

Electronic driver

Included

Light source

LED

LED luum 12W 100/240V
730lm 2700K CRI>93

A

Certification

CE EAC PS E F IP20


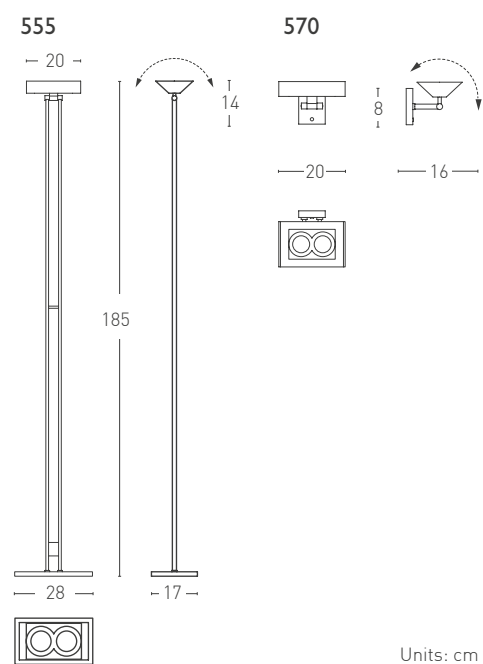


555 LED / 570 LED

Design Elio Giudici, 1974/2016

555 e 570, storici pezzi della collezione Lumen Center Italia, rispettivamente in versione da terra e applique. Il diffusore orientabile è realizzato in metallo, così come il resto della struttura. Forniscono luce indiretta. Disponibili nelle finiture: nero opaco, ottone satinato, cromo, ottone lucido e nichel satinato. Versione da terra dotata di regolatore di intensità luminosa.

555 and 570, historical pieces belonging to the Lumen Center Italia collection, respectively floor and wall versions. The adjustable diffuser is made of metal, as the rest of the structure. The lamps give indirect light. Available in the following finishes: matte black, satin brass, chrome, polished brass and satin nickel. The floor version is supplied with a lighting dimmer.



Finishes

- 102 Matte black
- 150 Chrome
- 152 Satin brass
- 153 Polished brass
- 166 Satin nickel

Electronic driver

570 LED Dimmable TRIAC

Dimmer

555 Switch dimmer included

Light source **LED**

LED 30W 100/120V or 220/240V
2310lm 3000K CRI>90



Certification

CE EAC PS E F Classe I IP20

TECHNICAL INFORMATION

Tutti i prodotti LUMEN CENTER ITALIA che rientrano nell'ambito di applicazione della direttiva europea bassa tensione B.T. 73/23 e successiva modifica 93/68, soddisfano ai requisiti richiesti e recano la marcatura CE. Tutte le dimensioni sono espresse in cm salvo se diversamente indicato nella scheda tecnica. Le istruzioni di montaggio e di manutenzione sono incluse negli imballi, così come i certificati e le condizioni di garanzia. Le indicazioni relative a materiali e finiture riguardano solo le parti principali visibili dei prodotti. Generalmente i prodotti sono forniti senza lampadina salvo se diversamente indicato nel listino prezzi. LUMEN CENTER ITALIA Srl si riserva di apportare qualsiasi modifica tecnica o formale ai prodotti a catalogo senza dovere di preavviso.

Tutti i dati relativi all'efficienza luminosa emessa dai nostri apparecchi, sono da intendersi nominali e riferiti alle specifiche tecniche delle sorgenti luminose (lampade a LED, alogene e fluorescenti) dichiarate dal costruttore. I dati di effettivo consumo ed emissione luminosa, basati sulle caratteristiche elettriche (tensioni e correnti di alimentazione, dimmerabilità ecc.), fisiche ed estetiche degli apparecchi (colore, materiale, tipologia ecc.), verranno fornite al cliente su specifica richiesta.

All LUMEN CENTER ITALIA products that are part of the scope of the European low voltage directive BT 73/23 and consecutive amendment 93/68, meet the necessary requirements and bear the CE labeling. All dimensions are in cm unless otherwise indicated in the technical sheet. The assembly and maintenance instructions are included in the packages, as well as all certificates and warranty conditions. The indications about the materials and the finishes only refer to the main visible parts of the products. In general, the products are supplied without bulbs, unless otherwise indicated in the price list. LUMEN CENTER ITALIA Srl reserves the right to make any technical or formal modifications to the products contained in the catalogue, without any notice.

All the data related to the bright efficiency emitted by our devices, are nominal and concerning to the specific technics of our bright sources (LED, halogen and fluorescent lamps) declared by the producer. The data of effective consumption and luminous emission, based on electric characteristics (potential differences and power supplies, dimming etc.) on physic and aesthetic of the devices (colour, material, type etc.) will be provided on customers demand.

Wall lamp	Table lamp	Floor lamp	Suspension lamp	Ceiling lamp
Diffused light	Diffused light	Diffused light	Diffused light	Diffused light
Dual-emission light	Dual-emission light	Dual-emission light	Direct light	Diffused light beam
Indirect light	Direct studio light	Indirect light	Dual-emission light	Diffused light beam
Diffused indirect light	Adjustable light beam studio	Adjustable light beam	Linear dual-emission light	Diffused indirect light
Indirect light		Indirect light	Indirect light	Outdoor lamp
Diffused light beam				
Adjustable light				
Indirect light				

Suitable for mounting on normally inflammable surface

DR.IN Built-in driver

AL.EL. Electronic driver

Classe I Class 1

Class 2

Class 3

CE Product conforms to European Community Directive

Product Safety of Electrical Appliance & Materials certification for Japan



















EAC Certification for Russian Federation

IP20 Protected against entry of solid objects larger than 12 mm. No protection against the ingress of water

IP44 Protected against entry of solid objects larger than 1 mm. Protected against water spray from all direction

IP54 Protected against dust. Protected against water spray from all direction

ACCESSORIES AND REPLACEMENTS

	112 114 119 120 130 131 166	Ceiling rose ø8 x 5 cm		ABS P1 Ceiling rose Japan ø9 x 12,5 cm		03 Diffuser Murano Glass HELIOPOLIS HELIOLED HELIOS 18 x 11,6 x 20 cm
	112 114 119 120 130 131 166	Double ceiling rose ø8 x 5 cm		ABS P2 Ceiling rose Japan for steel cable ø9 x 12,5 cm		Diffuser Etched Pyrex CORAL Serie ø2,6 x 9 cm
	112 114 119 120 130 131 166	Small ceiling rose ø7 x 3,5 cm		106 P3 Ceiling rose Japan adapter ø13 x 3,5 cm		Switch dimmer 100/500W 220/240V
	106 150	Ceiling rose 4/8 ø18 x 5 cm		106 P4 Adjustable ceiling rose Japan adapter ø13 x 3,5 cm		Switch dimmer 60/130W 230V
	106 150	Ceiling rose 12/16 ø22 x 5 cm		Picket outdoor TAKÉ Open air ISASS Open air ø1,5 x 40 cm		
	ABS	Ceiling rose ø12 x 3 cm		Base outdoor TAKÉ Open air ISASS Open air ø27 x 1,5 cm		
	112 114 119 120 130 131 166	Ceiling rose UL adapter ø12 x 0,6 cm		Cable outdoor 5/10 m		


COLOURS AND FINISHES

EPOXY-POWDERS LAQUERING		102 Matte black		126 Fine textured (FT) Sage green (G)		166 Satin Nickel	LEATHER		CB Black Leather	
		103 Fine textured (FT) Black		127 Fine textured (FT) Senape		168 Natural polished Aluminum			CN Natural Leather	
		105 Fine textured (FT) White (W)		128 Red Montenapo		171 Polished Aluminum	WOOD		LN Walnut	
		106 Matte white		129 Fine textured (FT) Red		172 Natural anodized Aluminum			LR Oak	
		112 Glossy black		138 Titanium (T)		173 Dark brown (outdoor use)	GLASSES		LRN Black Oak	
		114 Glossy white		139 Cor-ten (N)		174 Black anodized Aluminum			03 Acid opal white	
		115E Fine textured (FT) Dust grey	GALVANIC FINISHES		150 Chrome (C)		175 Gold polished Aluminum	OTHER MATERIALS		04 Acid transparent
		115D Fine textured (FT) Graphite grey			154 Gold		176 Bronzed Brass			ABS White
		115R Fine textured (FT) Sand grey (S)	NATURAL METALS		157 Black Nickel		177 Copper plated Brass	AL	Painted die cast Aluminum	
		117 Fine textured (FT) Oxyde			160 Palladium	FOIL FINISHES		130 Gold foil (O)	PC	Self extinguishable Polycarbonate
	119 Chartreuse green (H)		152 Satin Brass (B)		131 Silver foil (A)		P	Satined Pyrex glass		
	120 Red (R)		153 Polished Brass	TEXTILE		132 Copper foil	PE	Polyethylene		
	121 Sandblasted Aluminum		155 Polished Inox			BC White	PMMA	Methacrylate		
	123 Pearl grey		163 Copper		R Red wine	PMMAD	Methacrylate Diffuser			
	125 Fine textured (FT) Anthracite grey		165 Satin Inox		W Sage	RA	Acrylic resin			

PROJECTS&SYSTEMS

La vocazione di LUMEN CENTER ITALIA per il "su misura" affonda le radici nel tempo ed ha creato negli anni importanti occasioni per crescere, sperimentare e per realizzare grandi progetti a livello internazionale. Attraverso i progetti *custom* LUMEN CENTER ITALIA ha creato nuovi prodotti, personalizzato ed adattato i propri per creare esperienze di luce che rendessero speciali quei luoghi per cui erano state pensate. La capacità di saper lavorare in maniera "sartoriale" continua a far sì che LUMEN CENTER ITALIA possa realizzare forniture speciali per progetti architettonici e contract, possa realizzare prodotti di illuminazione su disegno del cliente e installazioni artistiche.

Lumen Center Italia's vocation for "custom made" products has deep roots in the past and has created during the years important opportunities to grow, experiment and realize big projects worldwide. Through custom-made projects, Lumen Center Italia has created new products, modifying and adapting its standard products to create experiences of light to make special those places they were designed for. The ability to deliver a "custom made" service allows Lumen Center Italia to make special editions for architectural and contract suppliers of lighting systems according to the customer's design and for artistic installations.



CREDITS

ART DIRECTION

Alessandro Zamperetti

PHOTOS

Barbara Bonomelli
Gianni Comunale
Fernando Guerra / FG+SG
Simona Monfrinotti
Paolo Pandullo
Francesco Radino
Marco Zani
Luigi Cirio

PHOTO EDITING

Marco Zani
Takahiro Aoyama

GRAPHIC DESIGN

Marco Zani
Simona Monfrinotti

TRANSLATION

Fabiola Grillo

CONTENT DEVELOPMENT

Alessandro Zamperetti
Fabiola Grillo

TECHNICAL DEVELOPMENT

Mario Carcano
Takahiro Aoyama

ASSOCIATION

ASSOLOMBARDA

www.assolombarda.it

ASSOLUCE

www.federlegnoarredo.it

ECOLIGHT

www.ecolight.it

LANDBELL

www.landbell.de



LIGHTING SPONSOR



SPECIAL THANKS

LUMEN CENTER ITALIA Srl thanks in particular:

Casa Linea & Vierwändewerk, Wuppertal (Germany) / Michael and Ulriche Albermann / Casa Taide, Rui Vieira Oliveira and Vasco Manuel Fernandez architects - Lahnoso (Portugal) / House of Denmark / De Padova Srl / Il Loft Spa / Casa Cantoni / Casa Cesar Sergio / Casa Pruner / Composit Srl cucine / Novamobili Spa / Ozzio Italia (Pozzoli Group) / Francesca Grillo / Simona Monfrinotti.

Thanks to all the collaborators who have daily supported and worked at the new company relaunch.

Questa pubblicazione sostituisce ed aggiorna i precedenti cataloghi con riferimento ai prodotti elencati in questa pubblicazione.

This publication replaces and updates the previous catalogues with reference to the products contained in this publication.

LUMEN CENTER ITALIA SRL
Via Donatori del Sangue n.37
20010 Santo Stefano Ticino (MI) Italia
tel. +39 02 3654 4311
info@lumencenteritalia.com

ITALY OFFICE
tel. +39 02 3654 4311
italysales@lumencenteritalia.com

EXPORT OFFICE
tel. +39 02 3654 4310
exportsales@lumencenteritalia.com

lumencenteritalia.com
LIGHT CREATIVITY INNOVATION



LUMEN CENTER ITALIA SRL
Via Donatori del Sangue n.37
20010 Santo Stefano Ticino (MI) Italia
tel. +39 02 3654 4311
info@lumencenteritalia.com

